

# **TEXAS TRAILS COUNCIL**

**BOY SCOUTS OF AMERICA**




## **SCOUTS BSA RESIDENT CAMP ADVENTURE GUIDEBOOK**

**SUMMER 2019**



# ***CAMP BILLY GIBBONS***



# **TEXAS TRAILS COUNCIL**

## **BOY SCOUTS OF AMERICA**

**Texas Trails Council**  
Boy Scout Service Center  
3811 N. 1<sup>st</sup> St.  
Abilene, Texas 79603  
(325) 677-2688  
[www.texas Trailsbsa.com](http://www.texas Trailsbsa.com)



## **CAMP BILLY GIBBONS**

13397 County Road 360  
RICHLAND SPRINGS, TEXAS 76871  
325-243-5234

*This guidebook provides policies and procedures regarding the Camp Billy Gibbons property and the operations of Scouts BSA Resident Camp.*

*A full guide to the programs, merit badges and activities of Scouts BSA Resident Camp will be published in March.*



## NOTE FROM THE CAMP STAFF:

Welcome to Camp Billy Gibbons! The time has come to start the groundwork that will make your troop's summer camp experience a success. In preparation for camp, it is important that you review the entire 2019 Adventure Guidebook and be familiar with its contents before coming to camp. Please share the contents with all leaders attending CBG as well as parents. The Program Guide will be published for merit badges and daily program elements after some details are worked out. The Program Guide should publish in March of 2019. Check the Texas Trails webpage, Programs/Summer Resident Camps for publication.

The summer camp experience is an opportunity for your troop to use the skills that you have been building all year. Working with your Patrol Leaders Council, plan an exciting summer camp experience. Utilize the facilities and programs offered at Camp Billy Gibbons to enrich your summer camp experience; however, do not limit your experience to the programs offered by the camp staff. The campsite and troop experience that you create is one that is unique to you and your troop to continue to build on throughout the year.

This Guidebook will help you navigate getting your summer adventure started and ensure that you and your Scouts have the best summer ever at camp!

Information found in this guide will be continually updated, so be sure to check with the Council Service Center for any updates to programs and activities. Through this process, if we can be of service to your unit with questions or clarifications please do not hesitate in contacting us at any time.

Sincerely,

Camp Staff for Camp Billy Gibbons, 2019





# FEES & CAMP DATES

## 2019 Camp Fees

Youth..... \$265/\$240

Adult.....\$115/\$100

Adults (part-time) ..... \$16.50/Day

\*Part-Time Leaders (any adults spending any portion of any day at camp, regardless of meals). Part-time is considered a 24-hour period.

NO INDIVIDUAL MEALS CAN BE PURCHASED by part-time adults. Individual meals may only be purchased by a registered guest and those not spending the night.

\* Two Part-time leaders can share 1 full-time slot if there is no overlapping time. These slots cannot be used for Camp Scoutmaster.

\* Some merit badges require purchase of kits from the Trading Post.

## 2019 CAMP DATES

June 9 – June 15

Session 1

June 16 – June 22

Session 2

JUNE 2019						
SUN	MON	TUE	WED	THU	FRI	SAT
2	3	4	5	6	7	8
9	10	11	12	13	14	15
SESSION 1						
16	17	18	19	20	21	22
SESSION 2						
23	24	25	26	27	28	29
30						

# ABOUT CAMP BILLY GIBBONS

There's something for everyone in the rugged hills of Brady Creek!



At CBG, scouts of all ages and experience can enjoy an outstanding Summer Camp program. From the first-year camper program to the extensive merit badge program offerings and the experiences of adventure opportunities, scouts of all ages experience fun and adventure while maximizing their advancement opportunities.

The rugged Central Texas features of Camp Billy Gibbons, with sheer rock faces, clear water, native forest and wildlife, sets the stage for a fulfilling summer camp experience. The camp staff and fellow units in attendance will share and strengthen your unit adventures through leadership, comradery and plain old' scout spirit!

Camp Billy Gibbons has served thousands of Scouts of over the years. Camp Billy Gibbons now has third generation Scouts attending summer camp and swimming in the same river as their grandfathers did. The camp is considered the last of the summer wilderness camps in this area. One must drive down a thirteen-mile gravel road, over fourteen cattle guards, to get to the camp. Some claim that when the county grades the road to camp that all they do is sharpen the flint stone in the roadbed as many people still get flats when the road is graded. The camp is located fifteen miles southwest of Richland Springs, Texas, on the north bank of Brady Creek.

Our summer camp has a full program of aquatics, Scoutcraft, conservation, archery, rifle, rock climbing and hiking. Many Scouts participate in the camp each summer, learning how to set up their tents in very rocky ground and keeping the raccoons out of their campsite at night!

## Driving to Camp Billy Gibbons

From your home location, travel to the Texas Hill Country town of Richland Springs, located on State Highway (SH) 190.

Travel West from Richland Springs via SH190, to County Road (CR) 360. Follow CR 360 South approximately 15 miles to the front gate of Camp Billy Gibbons. CR360 is a rural hill country drive, so "BE PREPARED" for some rugged "Off the beaten path" travel to CBG. During the wet season CR360 can be difficult to navigate.

Vehicles with very low ground clearance and high performance rims and tires are NOT recommended on CR360!

Camp Billy Gibbons is a nationally accredited camp by the Boy Scouts of America and the State of Texas.



**Camp Billy Gibbons**  
**13397 CR 360**  
**Richland Springs, Texas 76871**

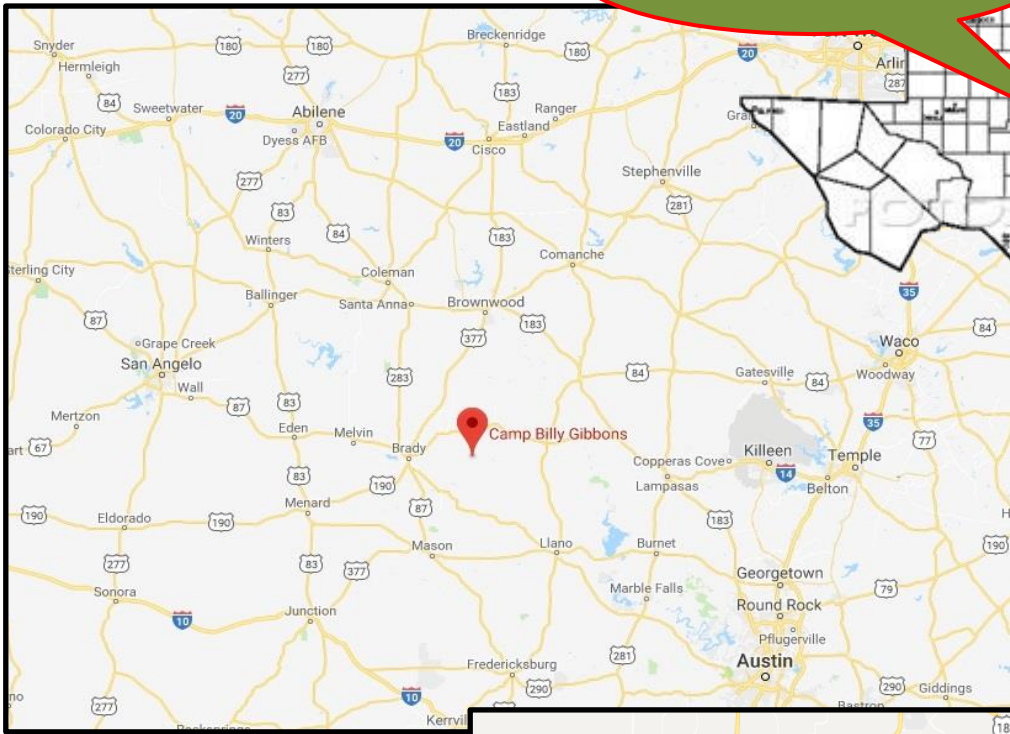
GPS Coordinates, Front Gate  
As per Google earth:  
**LAT: 31° 7'26.22" N**  
**LON: 99° 3'19.97" W**



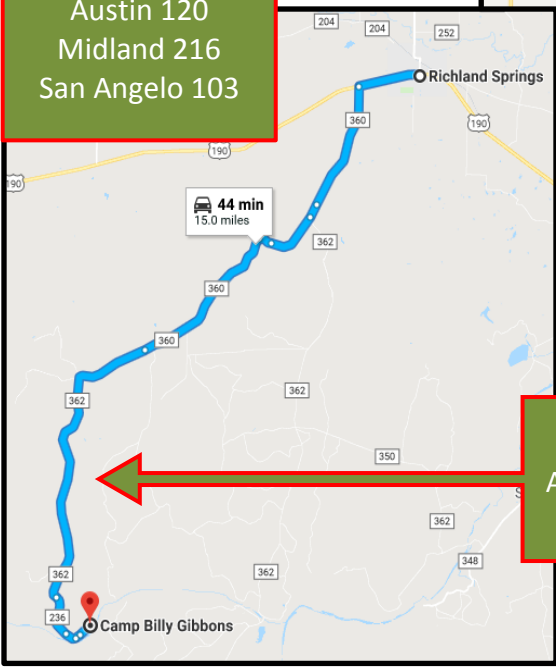
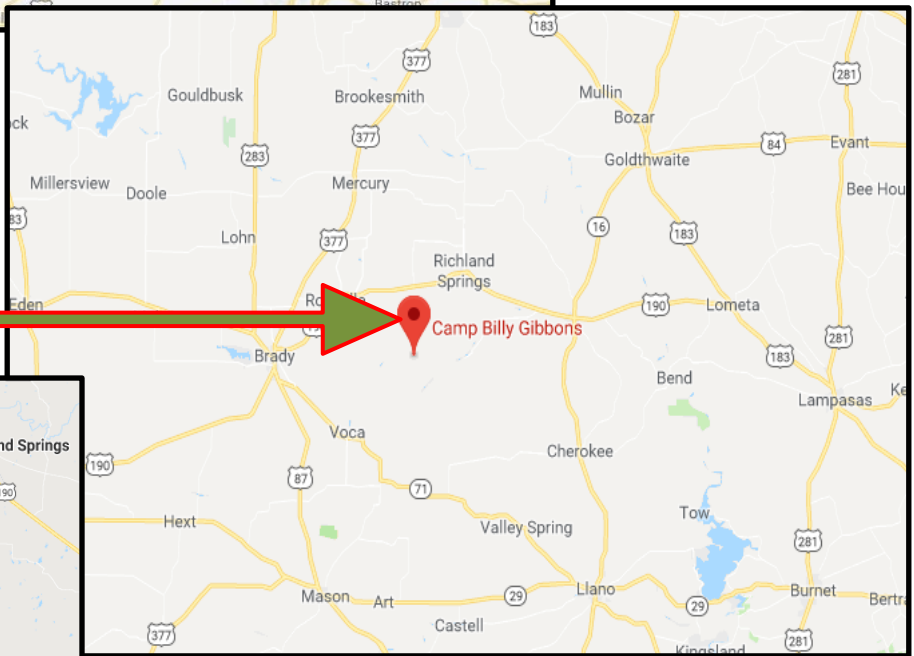


# WHERE IS CAMP BILLY GIBBONS?

Deep in the Heart of Texas



- MILES TO:**
- Lubbock 277
  - Abilene 111
  - DFW 203
  - Wichita Falls 204
  - Austin 120
  - Midland 216
  - San Angelo 103



**"BE PREPARED"**  
A 15-mile ranch road, 14 cattle guards, and follow the signs to Camp Billy Gibbons!

# MAP OF CBG



**CAMP BILLY GIBBONS**  
Texas Trails Council, BSA



13397 County Road 360  
RICHLAND SPRINGS, TEXAS  
76871



GPS Coordinates, Front Gate  
As per Google Earth:  
LAT: 31° 7'26.22" N  
LON: 99° 3'19.97" W



## WHAT IS SCOUTS BSA RESIDENT CAMPING?



Camping is the great outdoor adventure of Scouting. The most crucial element of camping is that each Scout should have the opportunity that the Scout Handbook promises.

The Boy Scouts of America encourages all Scouts BSA units to participate in one long-term camping experience of six over-nights each year. The Texas Trails Council, BSA provides each registered Scouts BSA member and Venturer the opportunity to experience long-term summer camping at either of two council owned properties. Both of our majestic properties offer all scouts from the Texas Trails Council as well as other visiting BSA councils the opportunities to develop outdoor skills, work on advancement, great food, adventure, and scout spirit, all in a safe, secure outdoor setting.



For the summer of 2019 the Texas Trails Council will operate Camp Billy Gibbons (CBG), located near Richland Springs Texas as the designated Scouts BSA Summer Camp Adventure location. For the younger scouts, Tigers, Cubs and Webelos, the summer experiences will be held at our second council property, Camp Tonkawa (CT), near Buffalo Gap Texas.

The 2019 Summer Camp season will be for 2 weeks during the month of JUNE, with 10 campsites available to Troops at CBG. Camp Billy Gibbons-CBG is a 100-acre tract of land dedicated to offering Scouts the chance to experience the beauty of the rugged outdoors. The Texas Trails Council, using the rugged backdrop of CBG offers each scout and adult leader, a variety of programs, merit badges and of course a well-stocked Trading Post. In addition to our Summer Camp Program, the camp may also offer training for adult leaders in Cub Scouting, Scouts BSA, Venturing and Commissioner Service programs.

***The following information will help serve as a guide for your Troop to have a wonderful Summer Camp experience.***





## PLANNING YOUR SUMMER CAMP ADVENTURE

Planning for summer camp should start several months before your troop arrives at camp. As a Scoutmaster (or summer camp coordinator), it is your responsibility to insure your Scouts are prepared to set and accomplish their personal goals. Here are a few basic tips to help you ensure this happens.

- 🦋 Let each Scout set his own goals and choose the activities that interest him at camp. You should take a few minutes at a troop meeting to talk with each scout about his summer camp agenda and provide guidance on any suggested changes.
- 🦋 Dedicate portions of several troop meetings for patrols to set goals and discuss activities that they would like to participate in at camp.
- 🦋 Hold a “Pre - Summer Camp Meeting” prior to camp to go over with Scouts and parents the payment schedule, fundraising goals, and begin to think about what merit badges and activities they would like to do at Camp Billy Gibbons.
- 🦋 Hold a “Summer Camp Meeting” 3 - 4 weeks prior to your camp session to go over what Scouts need to bring with them for the week. At this meeting, you should also hand out information packets to parents, finalize paperwork needs, make sure health forms are signed, secure the needed equipment for the troop campsite, and briefly review each Scout’s program schedule.

Most of all, remember that summer camp is an opportunity for Scouts to grow both mentally and physically. They need to be allowed to make the most of their own decisions regarding program participation, and the older Scouts should assist as much as possible in preparing the younger Scouts for camp.

Here are steps that have proved to be helpful to ensure that Scouts have a fun-filled summer camp:

- 🦋 **Get Organized** - Create a file system (electronic or hard copy) of all information and correspondence.
- 🦋 **Set Your Calendar and Backdate** – Put your camp dates on troop calendars to share with families. Put payment dates, merit badge sign-up dates, and summer camp kickoff meetings on the calendar and share.
- 🦋 **Get Help!** – Your summer camp experience will be better if you share the work load. Find out who else is going to summer camp with you and delegate portions of the planning process and assignments at camp. Involve those that won’t be going to camp to help such as with the Troop Committee, Parents, etc.
- 🦋 **Find Out What Your Scouts Want to Do** – Talk about camp often, especially to first year campers, and find out their interest and what they need for ranks and Merit Badges.
- 🦋 **Meet with Your Patrol Leaders Council** – Ask Scouts to discuss with their patrol members what they would like to do at camp.
- 🦋 **Meet with Your Senior Patrol Leader** – See if he is going to attend camp. If he is not, then from those Scouts attending, elect a camp senior patrol leader. Include him and your troop senior patrol leader in all your camp planning meetings. This is a TERRIFIC way to help Scouts learn leadership and be involved in a Scout led troop.
- 🦋 **Have a Serious Session with Yourself** – Your camp goal should be to meet the goals of the Scouts you serve. Review the information form the Scouts and share this with the Troop Committee.
- 🦋 **Meet with Your Troop Committee** – The committee members need to be involved in summer camp planning. It is their responsibility to help you and the troop to be successful. Discuss such items as transportation, equipment, and finances. Identify adults that will be attending with you at camp. Have part-time leaders submit in writing the dates of when they will be attending. Plan meetings with adult camp leadership and involve the Camp SPL.

## EXPERIENCE TELLS US

A Short collection of what the camp experience has taught us regarding merit badges and advancements:

- ❖ Although CBG is an EXCITING place to earn a variety of Merit Badges and advancement requirements it should not be to focal point of camp. Scouts join Scouting to HAVE FUN and although our staff strives to make everything fun make sure that you are working with your Scouts on what interest them.
- ❖ Summer camp is not a place where you pay a fee and get four badges automatically. Instead, camp offers merit badges as one portion of the overall program.
- ❖ The first-year camper should try no more than 2-4 merit badges (if not enrolled in First-Year Camper program). Focus on a few key Merit Badges and then focus on FUN. They are more likely to earn more MB next year if they had fun their first year.
- ❖ The most difficult badges to earn are those requiring a great deal of physical skill, coordination, time and stamina: swimming, lifesaving, rifle shooting, archery, and most waterfront badges. Review pre-requisites before attending camp and have Scouts practice skills and be familiar with what will be required to earn the badge.
- ❖ Complete pre-requisite work before coming to camp and bring evidence so the camp staff can sign off.
- ❖ Come Prepared and Organized – It's a lot less stressful if you can find all your paperwork when you need it.
- ❖ Communicate - Talk with your Scouts, parents, and leaders often. Talk to us! We want to help you have the best camp experience, but many times can't help if we don't know your needs.
- ❖ Schedule time for rest as a troop and as leaders! Too often we don't take time to sit and enjoy the beauty of Camp Billy Gibbons. Take time to "hang" out as a troop in your campsite, laugh, talk, and make memories. As a leader, don't get so caught up in schedules and trying to monitor all your Scouts every second of every day. Scouting teaches self-reliance and leadership – let go and have your Camp SPL handle somethings and have Scouts learn to take responsibility. Take time to unplug and unwind...you've done a lot to get your scouts here, now enjoy the fruits of your labor!



## GETTING SCOUTS EXCITED ABOUT CAMP

Promotional information should be shared with scouts and leaders in your troop. This can be accomplished in many ways. Some ideas for promotion include, but are not limited to:

- ♣ Hold troop fundraising projects to help Scouts earn part of their own camp fees – such as Camp Cards, Popcorn OR *Nuts for Scouting*.
- ♣ Have Scouts set goals for camp and review them with them.
- ♣ Show slides or videos of previous summer camps at meetings. Use the Camp promo video online.
- ♣ Invite former and current staff members to visit your troop meeting to talk about camp.
- ♣ Talk about the merit badges and activities at camp.
- ♣ Hold a Summer Camp Kick-off

### Informing Parents about Camp:

Successful troops hold an informational meeting for parents before camp. This meeting can be held in conjunction with a Court of Honor, troop meeting, or at some other convenient time a few weeks before summer camp. Parents need to be informed about all the details regarding summer camp. Camp rules, equipment needs, payment schedules, departure and arrival items should all be covered.

The following is a suggested agenda for the pre-camp meeting:

- ❖ Welcome and Purpose of Meeting
- ❖ Travel Information
  - When to meet, what to wear, route, method of transportation.
    - Parking at Camp Billy Gibbons is limited; therefore, carpooling is strongly encouraged.
  - What to bring for the trip?
    - Current, signed BSA Annual Health and Medical Record. A photocopy of the medical forms, with original signature, should be given to the camp scoutmaster and reviewed at least one week prior before the troop leaves for camp.
    - Gas and/or lunch money, etc.
  - When and where the troop will return
- ❖ Schedule While at Camp Billy Gibbons
  - Visitor policies
  - Campfire schedules
- ❖ How Parents/Guardians can Reach Their Scouts
  - Review Troops electronics/cell phone policy
  - Mail
  - Emergencies at camp (camp phone is for emergency calls only). If not an emergency, the camp office staff will have you contact leaders at camp on their cell phones.
  - Share leaders contact information that will be at camp.
- ❖ What to Bring and What NOT to Bring to Camp Billy Gibbons
- ❖ Prescription medication policies
  - Scouts full name on container
    - Original container with dosage printed on container.
    - Parent should check-in medication with designated troop leader.
- ❖ Program Schedule
  - What is available for advancement
  - What the troop will be doing for fun beyond MB
  - Share Scouts summer camp goals
- ❖ Expenses to Anticipate
  - Merit Badge Cost
  - Items available in Trading Post
  - Extra Program cost (shotgun, rifle, climbing, etc.)
- ❖ Questions
- ❖ Slide Show/Pictures from previous years
- ❖ Scoutmaster Minute/Inspirational Closing of why camp is so important to the Scouts.



# SCOUTMASTERS CHECKLIST



1. Reserve a Campsite for 2019. The fee is \$75.00. (Which is non-refundable if you do not attend.)
2. Counsel each Scout regarding his/her advancement plan at Camp. Select the merit badges according to the Scout's skills and the scheduled times.
3. Confirm your Troop's patrol organization for Summer Camp.
4. Confirm adult leadership at Camp.
5. Campership forms are due April 30, 2019 to the Scout Service Center.
6. Make sure each payment is made on time. Scouts, (who have paid a deposit or paid in full), through their Scoutmaster, will be able to sign up in advance for merit badges. This is accomplished by having the Scoutmaster forward to the Texas Trails Council Service Center a list of attending Scouts and the merit badges they desire to take. **The merit badge listing must be received at the Council Service Center at least 10 days before your arrival at camp.**
7. Make photocopies of all medicals. The parents should retain the original, the Troop should keep a copy, and Camp will keep a copy. The Camp will return all medical forms when the Troop leaves camp. Scouts must have a current parental signature as well as the doctor's signature. All Scouts and adults must have an annual physical. Please note: If any adult will be in camp overnight they will need a physical with a doctor's signature, be a registered leader, have the sex offender search, have face to face youth protection training, etc.
8. Confirm that all members of your troop both youth and adults are registered in Boy Scouts of America. A copy of your Troop roster should be turned in at check in.
9. Two weeks prior to you camp session, email the following: swimmer classification, trading post pre-orders, special dietary restrictions, medical request, and early or late arrival notifications.

## **AT CHECK IN WE WILL NEED THE FOLLOWING COMPLETED FORMS, as necessary..**

- Troop Roster
- Face to Face Youth Protection Training Certificates for **all adults** attending camp
- Sexual Offender Check for all adults attending camp
- Medicals
- Medication & Dietary restrictions Forms
- COPE/Climbing Registration Form for both youth and adults who are participating in COPE or Climbing
- Shooting Sports Release forms
- Unit Swim Classification Record
- Friday Family Dinner Order Form

## **At camp**

- Please be sure Scouts/Leaders are prepared to take a swim test when they arrive at Camp. They should carry their towel and swim suit.
- Attend the Leaders meeting on Sunday (arrival day) in the Dining Hall. Have your SPL attend the SPL meeting also after dinner.
- Be sure to have alternate evening programs set-up for Scouts if Camp events are not available.
- Plan alternate activities for Scouts who have completed merit badge work.

## SENIOR PATROL LEADER CHECKLIST



The Senior Patrol Leader is the youth leader of the unit. The leadership provided by the SPL will support the unit's plans for summer camp. The SPL or a designee shall be the senior youth leader while at camp. Here is a checklist of some important items.

1. Direct the Troop Leader Council in planning the week's program. *(Be sure to allow free time for Scouts as well as development time in merit badges and skills.)*
2. Prepare the Troop Duty Roster and Troop Fireguard Chart
3. Schedule waiters for meals. We suggest an experienced camper for the first meals.
4. Plan for skill instruction of new Scouts. Involve your Troop Guide, Troop Instructors, and other Junior Leaders. Resources from Camp program areas are available by prior arrangement with the Camp Billy Gibbons Program Director.
5. Retreat Ceremonies – Be prepared to report attendance of the Troop.
6. Plan for Friday Evening Court of Honor, if your Troop chooses to have one.
7. Attend the Senior Patrol meetings time and days will be announced at camp. Have the Scoutmaster attend the Scoutmaster Leaders' meeting time and date will be announced at camp.

## RESPONSIBILITIES OF THE TROOP COMMITTEE



The Troop Committee has the overall responsibility to make sure that all standards and planning are completed prior to the Unit's arrival to Camp. Here is a checklist of important items.

1. Select a Campsite and week that your Troop plans to attend Summer Camp. Make the reservation at the Scout Service Center, a \$75.00 nonrefundable fee is required.
2. Confirm that two adult leaders will be present at Camp always or make arrangements to share your campsite with another Troop.
3. Coordinate a camp savings plan and necessary fundraisers for the trip.
4. If any of your Scouts need a Campership, review the requirements and insure that the applications are turned into the Scout Service Center no later than April 29, 2019.
5. Make the necessary transportation arrangements to and from camp.
6. For out of Council troops only, insure that a Tour and Activity Plan is submitted online.
7. Confirm that all fees are paid prior to the Troop's arrival at Camp. Pay early to take advantage of the early bird discounts!
8. Confirm that all members of your troop both youth and adults are registered members of the Boy Scouts of America. A copy of your Troop roster should be turned in at check in.
9. Confirm that all adults attending camp have taken Face-to-face Youth Protection Training. Insure that you have a copy of each adult's current certification to turn in at check in.
10. Confirm that all adults attending have a Sexual Offenders Check done prior to camp and you have a copy of this form to turn in at check in at camp.
11. Prepare for Boards of Review at Camp.

## HOW DO I SIGN UP FOR SUMMER CAMP?

Registration is easy. Just follow the below steps to begin your adventure at Camp Billy Gibbons!

Call, **The Texas Trails Council**, at 325-677-2688 and give:

- ♣ Troop Number
- ♣ Council Name
- ♣ Contact Leader Information
  - ◆ Phone Number
  - ◆ Email
  - ◆ Mailing Address
- ♣ Estimated Number of Campers, Including Leaders (If known, let us know if your leaders are male or female leaders)

Submit your \$75.00 Campsite Deposit to reserve your spot. This fee will be deducted from your final payment. *This deposit will not be refunded if you make a reservation and do not attend.*

When choosing a Campsite, please keep in mind the number of youth in your Troop. Every effort will be made to keep your troop in your selected campsite, but the Camp Director reserves the right to have your unit move to a smaller campsite or share it with another unit.

The following sites have the minimum and maximum campers listed. *\*(Adults included).*

<b><u>CAMPSITE</u></b>	<b><u>MINIMUM*</u></b>	<b><u>MAXIMUM*</u></b>
TEJAS	20	40
CROW	10	20
NAVAJO	10	20
BLUE HOLE #1	12	24
BLUE HOLE #2	12	24
SIOUX	20	40
KIOWA	20	40
KICKAPOO	20	40
APACHE	20	40
CHEROKEE	20	30

*Please make your reservation with this in mind.*

Reservations for 2019 can be made at the Council Service Center from January 1<sup>st</sup> - June 1<sup>st</sup>.

- ✓ **April 26, 2019 - Submit 50% of your balance.**
- ✓ **May 17, 2019 - Balance Due.**
- ✓ *\*Discount Camp price will ONLY be applied to those units who pay their balance by May 17, 2019. For Webelos transition/New Scouts BSA after May 17, 2019, contact the Scout Service Center for allowances.*

	<b>Discount Camp Price</b>	<b>Full Camp Price</b>
<b>Youth</b>	<b>\$240.00*</b>	<b>\$265.00</b>
<b>Adult</b>	<b>\$100.00*</b>	<b>\$115.00</b>

Prices are in US dollars, for each participant.



## Summer Camp Refund Policy

Refund requests must be made based on the schedule below. Please note that we hire our staff and make equipment purchases based on the number of participants that you have reserved with us. All refunds must be requested in writing by the dates specified. No refunds can be made later than a week before the beginning of camp, and no exceptions are made for vacations, sports, band, events summer school, or changing one's mind. Likewise, becoming sick during camp will not qualify a Scout family for a refund. Deposits are nonrefundable.

- ♣ Thirty (30) or more days prior to arrival at camp, camp fees are refundable at 100% of amount paid, less deposit.
- ♣ Between one week (five working days) and 29 calendar days prior to arrival at camp, camper fees are refundable at 50% of total fees owed, less deposit.
- ♣ Any request for refunds less than one week prior to camp arrival, during camp, or after camp, will not be honored. All refunds must be requested in writing.
- ♣ Fees are transferable to a new replacement camper for the same week of camp within the same unit.
- ♣ No-Show Policy: The number of Scouts who are reserved for camp two weeks (ten working days) prior to arrival at camp is the minimum number of Scouts who must be paid for on arrival at camp.

## Camperships

It is the philosophy of the Texas Trails Council that no Scout should be deprived of the camp experience due to finances. There is some support for Texas Trails Council units in assisting their families in meeting the costs of sending their Scouts to camp. Although the generosity of community leaders has made some **limited** funding available for Camperships, the Scout and his family, the unit and the Chartered Partner/local community must share in providing the needed support. The need for a Campership must be determined at the Unit level using the Campership Application Form.

**\* The request must be completed and returned to the Council Service Center before April 29, 2019.**

\*The completed form must include the Parent/Guardian's written explanation justifying the request and the Unit Leader's certification. Alternately, the Unit leader may prepare and sign the written explanation with certification provided by a District Representative.

The Campership Application is included in the Camp Forms section of this publication.



# DURING YOUR STAY AT CAMP BILLY GIBBONS

## Please follow our Camp policies & procedures

*Scout Camping at Camp Billy Gibbons is to be guided first and foremost by the Scout Oath, Scout Law, the Outdoor Code and Leave No Trace principles.*

### Youth Protection



Seeing that all Scouts have a fun and safe experience at camp and in all Scouting activities is the most important thing we do as leaders. The Boy Scouts of America has established practices to help ensure the protection of our children. After selecting the best possible leaders, further protections for children are structured into the program. The following policies have been adopted to provide additional security for youth in the program. In addition, they serve to protect adult leadership from situations in which they are vulnerable to allegations of abuse. Adherence to these policies not only enhances the protection of our membership, but also preserves the basic values of Scouting.

The State of Texas has issued very strict requirements for all adults (over 18 years of age) at camps held in the State of Texas. (All adults acting as a leader, we have defined a leader as someone who is in direct contact with youth for any period of time, the only exception is a parent visiting for a brief period of time and not left in charge of the youth). Adult leaders must be registered members of the Boy Scouts of America and must provide the following upon arrival at camp.

There can be no exceptions.

1. Proof of Membership
2. Proof of successfully completing Face to Face Youth Protection Training
3. Public Sex Offender Search Results. *On the DPS site you will need to put in their personal information, do a search and print out the results. This search cannot be done at camp*

- ♣ **Two-Deep Leadership:** Two registered adult leaders, one of whom must be 21 years of age or older, are required while in camp. The chartered organization is responsible for ensuring that sufficient leadership is provided for all activities.
- ♣ **No One-On-One Contact:** One-on-one situations between adults and youth members is not permitted. In situations that require personal conferences, the meeting is to be conducted in view of other adults and youth.
- ♣ **Respect of Privacy:** Adult leadership needs to respect the privacy of youth members in situations such as changing into swimming suits or taking showers at camp and intrude only to the extent that health and safety requires. They also need to protect their own privacy in similar situations.
- ♣ **Separate Accommodations:** When camping, no youth is permitted to sleep in the tent of an adult other than his own parent or guardian. Texas Trails Council has separate shower and latrine facilities for females and adults.
- ♣ **Proper Preparation for High Adventure Activities:** Activities with elements of risk should never be taken without proper preparation, equipment, and safety measures.
- ♣ **No Secret Organizations:** There are NO "secret" organizations recognized by the Boy Scouts of America. All aspects of the Scouting program are open to observation by parents and leaders.
- ♣ **Appropriate Attire:** Proper clothing for activities is required. For example, skinny-dipping is not appropriate as part of Scouting.
- ♣ **Constructive Discipline:** Discipline used in Scouting should be constructive and reflect Scout's values. Corporal punishment is never permitted.
- ♣ **Hazing Prohibited:** Physical hazing and initiations are prohibited and may not be included as part of any Scouting activity. There are no acceptable initiations.
- ♣ **Junior Leader Training and Supervision:** Adult leaders must monitor and guide the leadership techniques used by junior leaders and see that BSA policies are followed.
- ♣ **Child Abuse:** With the National Council emphasis on the elimination of child abuse, care should be taken for the new campers. All too often, the first camping experience becomes the last due to the way a Scout is treated by his peers and adults.

### Buddy System

Per National Council Regulations, the Buddy System must be used always.

## Medical Forms

Each person attending camp must submit a current BSA Annual Health and Medical Record No. 680-001, 2014 printing. Parts A, B, and C must be completed within the past 12 calendar months, including the examination by a physician. This Medical Form is also required for all staff and adult leaders in attendance. A parent or guardian has attested to the validity of the health history & physical examination for all those under 18.

Health histories and records of required physical examinations for all staff members, leaders, and campers must be turned in to the Camp Medical Officer during check in. Medical forms are available on-line at [www.scouting.org](http://www.scouting.org) or at the Scout Service Center. Scouts and Leaders are given a medical recheck upon arrival in camp by the Camp Health Officer. Medical forms are a **MUST** for ALL staff, leaders and campers. **NO EXCEPTIONS!** NO medical exams will be given at camp. Health histories and records of required physical examinations for all staff members, leaders, and campers are kept on file while in attendance. No Scout will be allowed to remain in camp without a health history that includes a parental signature giving permission to treat in an emergency. Health histories and records of required physical examinations must be on file in the health lodge for all Scouts, Leaders, and staff members. We Strongly Recommend that all physical forms be collected by the troop's leader two weeks prior to camp to ensure that all scouts have a properly completed form.

## First Aid & Personal Medications

Camp Billy Gibbons has a Health Lodge staffed by the Health Director to treat minor accidents and illness. Arrangements for treatment of more serious cases have been made with the local hospital.

Out here in the West it can get hot in the summer, so **DRINK WATER!** Encourage your scouts to carry their canteens or a cup with them always. Everyone should know the signs of dehydration and report any observed symptoms to the unit leader or a staff member immediately. If an individual needs any special accommodations for physical or health related reasons, the Unit Leader must communicate and coordinate those needs with the camping registrar and Camp Director at least two (2) weeks prior to arrival. Please complete the Special Needs Request form located in the Camp Forms section of this guide.

If the process of medical attention that you or your Scouts wish to receive differs from what would be commonly accepted due to your religious beliefs, you must provide a signed letter detailing the appropriate instructions during check-in. This letter will remain on file with the Health Director and shared with the appropriate medical staff.

**BSA policy requires that all prescription drugs be delivered to the Health Lodge where they are secured and administered by the Health Officer as prescribed.** An exception may be made for a limited amount of medication to be carried by a camper, leader, parent, or staff member for life-threatening conditions, including epinephrine injector, heart medication, and inhalers, or for a limited amount of medication approved for use in a first-aid kit. The Health Officer will be happy to discuss all medicine prescribed by a physician with parents.

- ♣ All prescription medication must come to camp in the original bottle from the pharmacy.
- ♣ The label must contain: The camper's name, Date of prescription, Doctor's name and phone number, Correct Dosage
- ♣ No handwriting will be allowed on prescription medication bottles.
- ♣ All over the counter medication must come to camp in the original container and kept with the unit's first aid kit.
- ♣ It is suggested that the troop designate an adult to ensure each Scout takes his medications properly. Daily medical supplies (such as inhalers, allergy kits, etc.) may be carried by the person needing them, with permission from the camp health officer.
- ♣ All medication must be accompanied by a note from a parent or legal guardian giving permission for the medication to be administered by the Health Director at camp.



## Uniforms and Clothing








The official Scout Field uniform (often referred to as “Class A”) is required at dinner each evening. Scouts and leaders are encouraged to wear a Scout Activity uniform (often referred to as “Class B”) at all other times. Shoes must be worn always. No open toed shoes or sandals except at the pool and showers. No hats on inside the dining hall. All Scouts and Scouters are asked to be in full uniform at retreat, supper, and Friday night campfire. A Scouting T-shirt with Scout shorts and socks are encouraged for daily wear. Please, no inappropriate attire or slogans. No open toed shoes or sandals should be worn at any time. All Scouts **MUST** bring footwear (shoes/aqua socks, etc.) for all waterfront activities. **Swimwear** per National Standards – For males, brief suits (such as Speedos) are inappropriate. If preferred, males may wear brief tank type suits, but they must be worn **underneath** boxer or gym style swim trunks. For females, bikini and 2-piece swimsuits are not suitable. One-piece style swimsuits are suitable.

## Transportation to Camp

**It is not necessary to file a Tour and Activity Plan if the Camp is in your Council’s perimeters.** If you are an Out of Council Unit, your Tour and Activity Plan will be checked when you arrive at camp. Each unit is responsible for safe transportation to and from camp complying with the National insurance requirements. ***The transport of Scouts in the back of a pickup or in trailers is strictly against National Health and Safety Policy. REMEMBER SAFETY FIRST.***

## Vehicles, Cars, & Trailers

All cars, trucks, vans, and busses must be parked in the camp parking lot except during loading and unloading. Only camp vehicles will be allowed on the camp roads. Any exceptions must have the approval of the Camp Ranger. Trailers may be parked adjacent to or near the campsite.

-  No person under age 18 may operate a motor vehicle within the boundaries of camp without the permission of the Camp Director.
-  No riding outside of a vehicle’s enclosed passenger compartment. This means no rides on trunks, hoods, fenders, or the back of open pickup trucks.
-  Vehicles are NOT permitted in campsites. You may unload on the road at the nearest point to your campsite. For the safety of all campers, all vehicles must be returned to the designated parking lot to park for the week (National Standards of the BSA).
-  Troop trailers may be dropped off and parked in campsites.
-  Driving through main camp during the week is permitted ONLY with permission from the Camp Director.

## Controlled Substances

Alcoholic beverages or other drugs (other than prescribed by a Doctor) are NOT allowed in camp. Violations will result in immediate eviction from the Boy Scouts of America Camp property.

## Smoking and Other Tobacco Usage

BSA properties and facilities are tobacco & smoking free. Smoking including vapor products is not permitted in any building at CBG. Leaders should set an example. The use of tobacco in any form by campers is strictly prohibited. E-Cigs are also prohibited.

## Fireworks, Knives, Firearms, and Ammunition

Firearms and ammunition will be provided by the Texas Trails Council. Their use will be supervised by the Shooting Sports Director. Campers are NOT to bring firearms, fireworks, or ammunition to camp. Personal bows are not allowed. Sheath knives are not allowed and must remain at home.

## Pets

In compliance with State Health and Safety codes, no dogs or other pets are permitted in camp during the camping season.



## Fire Building

Fires are to be built only in the designated areas and under proper adult supervision provided there is no Burn Ban in effect. Liquid or propane fuels are to be used only under adult supervision.

## Fire and emergency sirens

In the event of an emergency or fire, a series of siren blasts will be heard. Whenever the siren does sound, all program areas will close immediately. All Scouts and Leaders must proceed to the dining facility. After a roll call, has been taken, an **all-clear** will sound ending the emergency.

✦ Please **post the Troop Fireguard Chart** immediately upon your arrival at camp. Familiarize your Scouts with the procedure for response in an emergency. **Be sure to appoint your Troop Fire Warden.** If you discover a fire, report it to the nearest staff member. They have been trained in emergency procedures. The best way to avoid a fire emergency is to train your Scouts in the proper care of a fire. All fires at camp must be under adult supervision.

## Personal Items

Camp is an outdoor experience. Personal electronic items such as 2-way radios, stereos, electronic games, etc. are not appropriate at camp. Other Scouts are cheated out of part of their outdoor adventure by these items. In all cases, personal valuables (watches, money, wallets) should not be left in the open in your campsite or at the pool. It is virtually impossible to provide security for these valuables.

## 2-Way Radios

Like stereos and other electronic gear, 2-way radios in the hands of Scouts at camp are a distraction at best and a safety problem at worst. For Scouts, they are not appropriate at camp. Other Scouts are cheated out of part of their outdoor adventure by these items, and the volume of radio traffic has become a problem. Adult leaders are welcome to use 2-way radios, but we ask that Scouts not use them.

## Fuel Storage

Adult leaders should supervise any use of liquid fuels in your campsite. In accordance with national policy, the storage of bulk liquid fuels or propane cylinders in your campsite is not permitted. An appropriate backpack type fuel bottle is not considered to be a bulk container. Liquid fuels CANNOT be used on open fires or to start fires. National policy prohibits the use of open flames in tents. This includes mosquito coils, catalytic heaters, fuel lanterns, stoves, candles, and smoking material. If you require storage of bulk liquid fuels (propane tanks), please contact the camp office or the Camp Ranger.

## Dining Hall & Kitchen

To comply with Health Department regulations, we require that no unauthorized personnel enter the kitchen. Please help us enforce this. If you need something from this area, please contact the Camp Director, and we will try to satisfy your request. Diners **MUST WEAR THEIR CAMP WRISTBANDS** – it is your ticket to meals. For the Dinner Meal, all campers are expected to be in full uniform.

The Dining Hall is the central location for all food service. Meals are as follows:

<b>Breakfast</b>	<b>8:00 A.M.</b>
<b>Lunch</b>	<b>12:30 P.M.</b>
<b>Dinner</b>	<b>6:00 P.M.</b>

If you have a need for additional meals for short- term visitors or leaders, please purchase a meal ticket from the trading post during normal hours. If your unit will have guests joining us for supper in the Dining Hall on Friday night, please provide us with a count of extra meals at check-in. Tickets must be purchased by Tuesday of your week at camp. (this fee is for family members/visitor)

**\$9.00** Adults (age 10+)      **\$6.00** children (age 2-9)      (2 & under are free)

Children under 2 years of age are free. All meal reservations must be made and paid for 24 hours in advance. Onsite meal purchases will be at the rates shown per meal per person.

On occasion, you may be assigned staff guests. One of your adult leaders should be seated at each table. Please assist us in offering a congenial atmosphere during all meals.



The Trading Post is a well-stocked store that has supplies for merit badges, camp mementos, uniform parts, camp and Scouting themed clothing, as well as drinks and snack foods. Hours are posted. As a guideline, the average spent at the Trading Post last year was around \$50.00.

The store offers a variety of camp souvenirs, patches, camping supplies, handicraft items, snacks and beverages. Tickets for the Rifle shooting, Shotgun shooting, Muzzle loading program and free time shoots are sold here. On Friday, you will be able to purchase Merit Badge emblems and Rank emblems (please note: Advancement Reports are required to purchase emblems). The Trading Post hours are as follows

<b>SUNDAY</b>		<b>1:00 – 5:00 PM</b>	<b>8:30 – 9:45 PM</b>
<b>MON., TUE., &amp; THURS.</b>	<b>8:45 – 11:55 AM</b>	<b>1:45 – 4:45 PM</b>	<b>7:00 – 9:45 PM</b>
<b>WEDNESDAY</b>	<b>8:45 – 11:55 AM</b>	<b>1:45 – 4:45 PM</b>	<b>9:00 – 9:45 PM</b>
<b>FRIDAY</b>	<b>8:45 – 11:55 AM</b>	<b>1:30 – 7:00 PM</b>	<b>9:00 – 10:30 PM</b>

## Camp Cups

To reduce waste, all camp registered Scouts and Leaders will be furnished a camp cup for meals. All visitors eating meals in the dining hall are requested to bring a cup. Additional cups will be available for sale at the Trading Post if you lose yours or would like more cups.



## Camp Office

The Camp Office hosts many items to assist you in keeping up with your Scouts. Troop mailboxes are in the Camp Office. If a problem arises that your commissioner cannot solve, please direct your needs to the Camp Director or Program Director. The office is open each day until 9:00 P.M. and closed during meal hours. **Someone is available 24/7 for emergencies.**

## Camp Sign-in and Sign-out

EVERYONE ENTERING OR LEAVING CAMP MUST SIGN-IN AND SIGN-OUT AT THE CAMP OFFICE. Please talk with your parents about their visits, and schedule them accordingly with the camp program schedule. Visitors are welcome but should not detract from the Scout's Summer Camp experience.

## Camp Telephones

The telephones in the Camp Office and Health Lodge are for camp business use. No personal calls will be allowed by Scouts except in an emergency, and then only when accompanied by a unit leader. There is no Long-Distance service at camp, so you should bring a calling card or some means of securing long distance service if needed. In case of calls for Scouts at camp, usually a message and a return number will be taken so the camper may return the call later, collect or with calling card. The camp phone number is 325-243-5234.

## Cell Phones

Use of cell phones by Scouts detracts from their overall camping experience and may interfere with other Scouts and Leaders and their activities. We recommend that you discourage your Scouts from bringing a cell phone.

## Wireless access

Wireless Internet may be available in the Camp Office and Dining Hall for use by adults only. \* (provider may not be available)

## Camp Mail



Scouts always love to get mail from home. Please have parents drop the letter in the mail by Tuesday – this insures that all mail is delivered before you go home. Mail is delivered to your campsite mailbox in the Camp Office, stop in and check it out! NOTE: our postal office is NOT on Camp property – DO NOT use the mailing address for GPS.

Mail call will occur at lunch. All outgoing mail must be in the mailbox by 9:00a.m. All mail to campers must be addressed with his name and unit number.

**(Scout's Name and Troop Number)**

**Camp Billy Gibbons**

**105 West Main Street**

**Richland Springs, Texas 76871**

## Staff Volunteers



Camp Billy Gibbons (CBG) is always looking for great people that live by the Scout Oath to volunteer in several positions. We need Red Cross First Aid CPR/AED. Wilderness First Aid, and BSA curriculum trainers. We are also looking for Chaplains and Commissioners. So, if you are interested in volunteering during your week at camp, just let us know when you arrive at camp.

## Visitors & Friday Night

Visitors are welcome at camp on Sunday, Friday, and Saturday to drop off and pick up Scouts. Youth Visitors will be required to register at the Camp Office and will be issued a temporary day pass. No unidentified persons will be allowed on camp property. Meals are available for visitors if they sign up and pay for the meal at least 24 hours in advance.

Parents and guests are welcome to join us for the activities on Friday including dinner, campfire, and OA Callout. The meal price is listed on the sign-up sheet of this book. There is no extra charge for registered campers. Parents and guests may wish to eat in the campsite with those units planning dinner and activities in their campsites and are welcome to do so. Visitors should plan to arrive around 5:00 p.m. Visitors staying with the unit on Friday night must be registered members of BSA.

All guests will be expected to leave by 9:30 p.m. or at the end of the campfire program unless other arrangements have been made with the Camp Director. Units are responsible for all guest Dining Hall fees. Please inform the Camp Director by Wednesday evening as to the expected number of guests for Friday night so we can provide enough food.

All visitors **MUST** park in the camp parking lot and may not drive to the campsites. All vehicle traffic is prohibited in the campsite areas on Family Night.

## Siblings

Summer camp is a wonderful place for Scouts to work on their advancement, and to be youth in the outdoors. Having siblings (any youth not registered for Scouts BSA Camp) in camp detracts from the attention these scouts need and deserve. Regarding this situation, siblings will not be allowed to stay in camp overnight. Parents of visiting siblings must be present and keep siblings with them always. The camp staff is not prepared, and should not be expected, to provide programs for siblings. The Aquatics activities are only available to registered Scouts and leaders because of insurance and liability issues.

## QUARTERMASTER



Tools and equipment are available on loan through the Quartermaster. Please inspect all items when you receive them. Lost or stolen items that are not returned will be assessed against your Troop account. The Quartermaster is located behind the Dining Hall. The Quartermaster will be open Sunday 1:00 – 5:00 PM and Sunday 8:00 – 10:00 AM. Any other time you will need to contact the Camp Ranger.

## Garbage

The maintenance staff will pick your trash up daily by the road next to the campsite.

## Showers

The shower facilities are available 24 hours a day. There are separate facilities for male youth under 18, males over 18, and females. Hours for separate groups of campers using the same showers will be discussed and decided upon at the Sunday evening Leader's meeting. PLEASE tell your campers NOT to take money or valuables to the showers. Secure lockers are not available.

## Camp Commissioner



Your Camp Commissioner is here to assist you with any questions or concerns you have during the week. You may see them in your campsite, or around camp. Feel free to visit with them or with the camp director at any time for any assistance you may need. Throughout your week the Camp Commissioner provides daily contact with your Troop. They will assist your Unit in any program and advancement needs. Any problems or concerns should first be directed to the Camp Commissioner. Your Troop Leadership Corps are the first teachers in skills. However, the Commissioner staff will complement your staff in skill instructions.

## CHAPLAIN SERVICES

The role of Camp Chaplain is two-fold. First, they offer spiritual direction in the form of a Scout Vespers Service. This nondenominational service will be held on **Wednesday evening at the Camp Chapel**. All Units are encouraged to attend this brief yet essential moment to recognize a Scout's Duty to God. Unit Chaplains and others are encouraged to participate and volunteer through the Program Director and the SPLs.

The second service provided by the chaplain is counseling. Occasionally, during a scout's stay at camp, problems arise. The chaplain is available to assist the Troop Leader.

## Order of the Arrow



An Order of the Arrow Call Out ceremony will occur on Friday night. A properly conducted unit election should be scheduled through your Order of the Arrow Chapter and be held before you come to camp. Elections cannot be scheduled or conducted at camp. Troops from councils other than Texas Trails Council will be required to have a letter indicating permission to be called out at Camp Billy Gibbons. OA Day will be on Thursday, so be sure to wear your sash.

## Lost and Found

Found items should be turned in to the Dining Hall and will be available all week and at check-out Saturday. Encourage all Scouts to mark possessions with their name and troop number. Cell phones, electronics, knives, and wallets, etc., should be turned in at the camp office.

## Taps/Lights Out

Taps will be at 10:30 pm. All campers are expected to be in their campsites by that time. Properly supervised unit activities such as night hikes, astronomy, etc., constitute an exception. Remember that sound carries at night and respect your neighbors' privacy. Visiting the campsites of other Troops is commendable and encouraged, but please respect their wishes for quiet after Taps.

## National and Local Policies

In compliance with the Civil Rights Act Title IV the Texas Trails Council is open to all Scouts regardless of race, color, national origin or religion.

## 2020 CAMPSITE RESERVATION

Your troop or crew will be given the opportunity to make their 2020 campsite reservation for Summer Camp. This will insure that your unit will get your favorite campsite in 2020. You must make your reservation at camp, otherwise the campsite will be available to other units.



## YOUR ARRIVAL AT CAMP BILLY GIBBONS

Your Troop will be arriving on Sunday. You should plan to arrive no earlier than **1:00 P.M. and no later than 3:00 P.M.** All vehicles must first stop in the parking lot. There will be a host/guide waiting for your Troop. Your Guide will have a checklist for your Troop to follow.









**All Scouts and Leaders needing Swim Checks should carry their towel and swimming trunks when they arrive at camp.**

Now that you're here, what happens next? To minimize the time waiting to process in to camp, collect your required paperwork prior to reporting to the camp office to formally check-in to camp.

Check-in will begin at 1:00 pm on Sunday at the Camp Office and will continue until 4:00 pm. If it is not possible for your unit to check-in during this time, please let the Camp Director know when you will be arriving.

***When you arrive at Camp, be prepared to provide the following.***

One adult leader must check in at the Camp Office to meet with the Camp Director on arrival.

-  Proof of insurance and a blank claim form for units outside Texas Trails Council
-  Copy of current face to face YPT cards (YC-006) for all adults in attendance, this is anyone 18 years of age or older.
-  Completed 2019 BSA Health forms for everyone attending camp (Parts A, B, & C) to turn in at Health Lodge.
-  Two copies of the camp rosters with adult leader cell phone & email info.
-  Copy of Troop Roster (via internet) or copies of the current BSA Membership Card. These are Texas Youth Camp Law Requirements. (Texas Adult Roster MUST BE emailed at least 1 week in advance)
-  An estimate of family night attendance and guest meals for Friday night.
-  Sex Offender Search report for all adults attending camp (even if it is for a short amount of time).
-  For Climbing, Cowboy Action Shooting, and Top Shot participants, a signed release form. For youth participants, the form must be signed by their parent or legal guardian.

### CHECK-IN, CAMP TOUR

The Scoutmaster for the week reports to the Camp Office to turn in Troop rosters and other paperwork. Any camp outstanding camp fees or balances will be taken at this time. **[As per National Regulation, we need to obtain verification of any absentee or "no-show" Scouts.]**

After check-in your Troop will be escorted to your assigned campsite by a staff Troop Guide. There, you can unload the equipment and drop off your trailer, but please do not set up camp yet. Anyone needing a swim check, should change into swimsuits, put on shoes, and grab a towel. First stop, the Health Lodge.

Along the tour you will first meet with the Camp Health Officer for medical checks and to take up all medications.



**Medical evaluations** – All Scouts and Leaders will have a medical re-check. Please follow the directions of your guide as you prepare for this evaluation. The leader should have all medical forms available when he checks in at the Health Lodge. **(All medical forms can be picked up at the Health Lodge during the check-out process.)** Please be sure copies of the medical forms are made prior to camp.

Be sure to meet Dining Hall Steward for the meal time orientation. Any youth or adult should express any dietary needs or concerns to the staff at this time.

And finally, with the Aquatics Director for water safety procedures and swim checks. If you have completed swim checks prior to arrival, please take your Pre-Camp Swim Check forms to the WATER FRONT and give them to the Aquatics Director.









**Swim Check** –Per National Standards, all scouts and adults planning to participate in aquatic activities need to be checked for their swimming ability. Proficiency levels are non-swimmer, beginner and swimmer. Retests will be offered daily from 3:30 to 5:00 P.M. Troops have the option of completing swim testing prior to coming to camp at their convenience using the guidelines found on the form enclosed with this guidebook.

You will also be shown the campfire arena, the chapel, the trading post and any other area that might be of interest. Your Troop Guide should be able to answer most of your questions and direct your scouts to where each of their badges is taught.



**QUARTERMASTER PICK-UP** – Sunday afternoon, the Senior Patrol Leader needs to have the quartermaster issue picked up. The issue may include fire tools, buckets, hose and the cleaning kit for the latrine. All items issued to the unit are the responsibility of the unit. Broken tools and missing items will be charged to the unit for replacement.

After completing the tour, you can return to your site and finish setting up camp. Opening campfire hosted by the camp staff will begin at 9:00 pm. The trading post will be open following dinner.

-  **SUNDAY LEADERS MEETING** – One Unit Leader needs to go to the dining hall for a brief meeting after dinner on Sunday. Any final changes and schedules as well as other pertinent information relating to your week at camp will be distributed at this meeting. There will be an SPL meeting at the same time. You will also have an opportunity to ask questions at the adult leader meeting following dinner. An overview of the week's programs and an introduction of the Key Staff will be part of this meeting. Special announcements concerning the camp, its policies, procedures, and alarms will be explained. At least one adult leader from each unit must attend.
-  **SENIOR PATROL LEADER MEETING** – Sunday after dinner, and each morning following breakfast, the SPLs gather for a brief meeting at the dining hall. Working together with the Commissioners and Program Director, they help plan for special events. At this meeting SPLs, will learn about conducting campsite inspections. Times and days TBA at camp.
-  **RETREAT CEREMONY** – The colors are retired daily at 5:45 P.M. Units are expected to be in attendance in full uniform. Each Senior Patrol Leader will be called on to report the attendance status of the Unit.
-  **MEALS** – The first meal served is Supper on Sunday. 5 minutes before meals, table waiters need to report to the Dining Hall steward. **An adult should be seated at each Troop table.**
-  **WELCOME CAMPFIRE** – At 9:00 P.M. all Troops are asked to gather on the road beside the dining hall. Troop flags are encouraged. We will proceed together to the Campfire Circle. Adult leaders are asked to be seated among their troop members.
-  **TAPS** - Our day closes each day at **10:00 P.M.** All Scouts are expected to be in their campsites by that time. **Scouts are not to be outside their designated campsite after this time.**

# THE LAST TWO DAYS OF CAMP BILLY GIBBONS

The most confusing days occur at the end of the week. This section is provided to assist you in finishing your week at camp without difficulty.

## Friday

**Merit Badges** – While most Merit Badges will be completed on Thursday, all Merit Badge work should be completed by Noon on Friday to participate in Camp Wide Games. Work that is not completed should be scheduled as soon as the Scout returns home. All completed applications and partials will be placed in your Troop mailbox in the Camp Office by 4:00 PM.

**Camp Wide Games** – At 1:00 - 3:00 PM your Troop or Patrol will have the opportunity to compete against other Units in our Camp Wide Games. Your SPL can sign up at the SPL meeting on Tuesday.

**Advancement** – Completed advancement reports can be turned in at the Camp Office. The Trading Post will carry all Camp Related Badges and Rank Advancement for a Friday night Court of Honor.

**Friday Family Dinner** – Friday's evening meal is a Family Style Dinner. The meal will begin at 6:00 PM. Please be sure to have all your tickets in the hands of your guests and Scouts before entering the Dining Hall.

**Retreat and Campfire** – The colors will be retired at 7:45 PM. All Troops are to be present and lined up at the Parade Grounds by 7:30 PM. Visitors should be directed to line the parade field. After retreat, the staff will lead the parade to the campfire circle. Please be sure to have adequate lights for escorting your guests to their vehicles. The Trading Post will be open after the campfire until 10:30 PM.

## Saturday

**Breakfast** – Saturday breakfast will be available for pick-up in the dining hall. It will not be a sit-down meal. The breakfast will be an item that can be taken with you such as breakfast burritos. This will enable Troops to leave by 10:00 AM.

You will be free to leave camp after completing the steps below. If you must leave camp before Saturday morning, please notify the Camp Director as early as possible. Please be sure to have your parents notified that 10:00 AM is the latest departure time from Camp Billy Gibbons. Please assist us by having your transportation ready. **Check out is to be completed between 8:15 am and 10:30 am on Saturday.**

**Camp Site Inspection** - The Senior Patrol Leader, with advice from his unit leader, is responsible for the inspection of his campsite for check-out. The objective is to make sure you leave the campsite in both a clean and safe condition. Be sure your campsite and latrine is clean before you leave. A staff member will meet with you for a campsite inspection. You can only check out after your troop has passed the inspection. Please bag all your garbage and move it to the road so it can be picked up during the day on Saturday.

**Quartermaster** – Please return all issued supplies/equipment from the Quartermaster on Saturday after your Troop has finished cleaning the site. *Lost and Found* – Any items gathered from the week will be stored at the dining facility and the pool. Please refer anyone seeking lost items to these locations.

**Health Lodge**- If you want your copies of your Troop's medical records, please pick them up or they will be destroyed. **We do not keep medical records.**

**Administration** - Your last stop on the way home is the Camp Office pick-up your medical forms, mail, advancement, and other paperwork. Drop off your 2019 Camp Evaluations, and 2019 Camp Reservation form and deposit. Please pay any outstanding charges incurred during the week. You will receive your Troop pictures and any patches due your unit.

**Call roll and check to see that all scouts are accounted for before you leave. Do not leave until all your scout's transportation has arrived.**

**CHECK OUT MUST BE COMPLETED BEFORE 10:30 a.m. for the staff to close the week of camp.**

## Suggested Equipment List

### Troop Equipment

U.S. Flag	Troop Flag	SM Handbook	Troop Library
First Aid Kit	Water Hose	Bow Saw	Lanterns
Mallet	Tent/Poles/Stakes	Cooking Setup	Dutch Ovens

Equipment for Teaching Scout Skills

### Patrol Equipment

Patrol Flag	Patrol Camping Gear	Patrol Leader's Handbook
-------------	---------------------	--------------------------

### Individual Scout's Equipment

Scout Uniform	Swim Suit	1 pr. Jeans	6 shirts & shorts
Rain gear	Wash cloth	Towels	6 pr. Of Socks
Hiking shoes	Other shoes	Water Shoes	6 pr. Of underwear
Comb	Soap	Toothbrush/Paste	Hat/Cap
Cot	Bedding	Pillow	Insect Repellent
Sun Screen	Flashlight	Batteries	Handkerchief
Cup	Day Pack	Notebook	Scouts BSA Handbook
Pencil/Pen	Pocket knife	Compass	Canteen/Bottle

Personal Medication must be turned in to the Health Officer

### Items needed for the Texas Trails Camper program.

Daypack (school type)

Water bottle or Canteen for the five-mile hike

Compass

Scouts BSA Handbook

Paper and pen or pencil

Cap

If the scout does not have the Totin' Chip or Firem'n Chit, they will be able to earn those before using a knife or fire activity.

Cup

Materials for a hiking first aid kit (see Second Class rank requirement 6b)

Pocket knife, **Sheath knives are not allowed at any BSA Camp.**

### Nice to Have

Camera	Playing Cards	Storage box/Foot locker	Lock for Foot locker
Bible/Prayer book	First Aid kit	Checkers/Chess set	Sweater/Jacket

Money for Trading Post and Merit badge class projects

### Please Leave at Home

Matches	Sheath Knives	Fireworks	Walkie Talkies
Firearms	Ammunition	Archery Equipment	Cell Phone/CD Players



# CAMP FORMS

2019 Scouts BSA RESIDENT CAMP CAMPSITE RESERVATION FORM

2019 CAMPER FINAL PAYMENT TRANSMITTAL

TROOP ROSTER

CAMPERSHIP APPLICATION

FOOD ALLERGY & RELIGIOUS DIETARY INFORMATION

OVER THE COUNTER MEDICATIONS RELEASE

SWIM CLASSIFICATION POLICY

UNIT SWIM CLASSIFICATION RECORD

ANNUAL HEALTH AND MEDICAL RECORD AND TEXAS DEPARTMENT OF PUBLIC SAFETY SEX OFFENDER DATABASE SEARCH

PARENT INFORMATION FOR SCOUTS BSA SUMMER CAMP

PROVISIONAL TROOP CAMPING FORM



# 2019 Scouts BSA Resident Camp Campsite Reservation Form



Troop # \_\_\_\_\_ Council \_\_\_\_\_

Session 1: June 9 – June 15                       Session 2: June 16 – June 22

**[Scouts BSA Resident Camp for 2019 is being held at Camp Billy Gibbons]**

Campsite you are requesting: \_\_\_\_\_

For campsite capacity, please refer to the Leader's Adventure Guidebook.

Estimated numbers of people you will be bring to camp: Youth: \_\_\_\_\_ Adults: \_\_\_\_\_

Number of scouts currently registered in your Troop: \_\_\_\_\_

Will your Troop provide your own tents? \_\_\_\_\_ YES \_\_\_\_\_ NO

Please send all camp correspondence for this troop to the following address:






Name: \_\_\_\_\_

Address: \_\_\_\_\_

City: \_\_\_\_\_ State: \_\_\_\_\_ Zip: \_\_\_\_\_

Phone Number(s): \_\_\_\_\_

Email address: \_\_\_\_\_

-  All Troops must submit a campsite reservation form.
-  Each camp session will be limited to 150 youth participants.
-  **Campsite deposit fee is \$75.00 and is deducted from your troop total due.**
-  Please make all checks payable to: *Texas Trails Council, BSA.*
-  Mail to: *Texas Trails Council, 3811 North 1<sup>st</sup> Street, Abilene, TX 79603*

---

---

### Office Use Only

Amount received \$ \_\_\_\_\_ Date Received \_\_\_\_\_

Receipt Number \_\_\_\_\_ Initials \_\_\_\_\_



# 2019 CAMPER FINAL PAYMENT TRANSMITTAL



To make proper arrangements for your experience at camp, we must have a Scout and Leader count prior to your arrival. This form is due as soon as possible before your week at camp.

Troop # \_\_\_\_\_ Council \_\_\_\_\_

Session 1: June 9 – June 165

Session 2: June 16 – June 22

We will have # \_\_\_\_\_ Scouts and # \_\_\_\_\_ total Adults at camp.

	##	BEFORE May 24, 2019		AFTER May 24, 2019	
# of Scouts		X 240.00	=	X 265.00	=
# of FT Adults		X 100.00	=	X 115.00	=
# of Day Adults		X 22.00 per day each adult	=	X 22.00 per day each adult	=
# of T-Shirts		X 12.00 each	=	X 12.00 each	=
# of 2X or 3X		X 15.00 each	=	X 15.00 each	=
<b>CREDIT-CAMPSITE DEPOSIT</b>			<b>- 75.00</b>		<b>- 75.00</b>
<b>TOTAL DUE</b>					

Merit Badge fees, and/or camp activity fees are to be paid at Check-in or the camp Trading Post for your week of camp.

---



---

### Office Use Only

Amount received \$ \_\_\_\_\_ Date Received \_\_\_\_\_

Receipt Number \_\_\_\_\_ Initials \_\_\_\_\_



# Troop Roster

Please Print or Type all information. Please turn this form in at Camp check-in

Troop # \_\_\_\_\_ Council \_\_\_\_\_

Session 1: June 9 – June 15

Session 2: June 16 – June 22

Campsite \_\_\_\_\_ Adults # \_\_\_\_\_ Youth # \_\_\_\_\_

Name (Adults)	Full Time	Part Time	Phone number
SM			
SA			
SA			
SA			

Name (Youth)	Rank	Age	Phone number
SPL			
ASPL			

Patrol Name

PL			
APL			

Patrol Name

PL			
APL			

Please complete page 2 for additional campers. Please complete Camp Scoutmaster info on page 2.





# Troop Roster, PAGE 2

Name (Youth)	Rank	Age	Phone number
Patrol Name			
PL			
APL			
Patrol Name			
PL			
APL			

Camp Scoutmaster Name: \_\_\_\_\_

Address: \_\_\_\_\_

City: \_\_\_\_\_ State: \_\_\_\_\_ Zip: \_\_\_\_\_

Phone Number(s): \_\_\_\_\_

Email address: \_\_\_\_\_



# Campership Application

MUST BE SUBMITTED, NO LATER THAN APRIL 30, 2019

1. Please PRINT all information. Parent and or guardian must complete ALL information. Unit Leader must sign this application.
2. Application must be mailed to: Texas Trails Council, BSA, 3811 North 1<sup>st</sup> St., Abilene, TX 79603.
3. Completion of this form DOES NOT guarantee a campership. Camperships are made based on verified need, Scout popcorn sales, family help, troop help, and chartered organization help and based on funds available.
4. Campers must be currently registered in the unit stated on this application and must be attending a Texas Trails Council, BSA summer camp during the CURRENT summer season.
5. The maximum amount of campership funds granted is 33% of the total camp fee, although a greater amount may be granted under exceptional circumstances if available. A granted campership in the applicant's name that is not used in the current year is not transferable to the following year.
6. Approved applicants will be notified in writing.

Pack # \_\_\_\_\_ Troop # \_\_\_\_\_ District \_\_\_\_\_ Date of application \_\_\_\_\_

Applicant Name \_\_\_\_\_ Date of Birth \_\_\_\_\_

Parent's/Guardian's Name \_\_\_\_\_ Phone \_\_\_\_\_

Address: \_\_\_\_\_ City: \_\_\_\_\_ Zip \_\_\_\_\_

Dates attending camp: From: \_\_\_\_\_ To: \_\_\_\_\_

\_\_\_\_\_ Cub Scout Day Camp \_\_\_\_\_ Webelos Resident Camp \_\_\_\_\_ Scouts BSA Resident Camp

Total Household income \_\_\_ under \$25,000 \_\_\_ \$25,000 - \$50,000 \_\_\_ \$50,000 - \$75,000 \_\_\_ over \$75,000

Reason for campership request:(If more space is needed continue the back of this form or attach a separate sheet, signed by the parent/guardian. \_\_\_\_\_  
\_\_\_\_\_  
\_\_\_\_\_

\_\_\_\_\_ Signature \_\_\_\_\_

Total Camp Fee \$ \_\_\_\_\_

Scout's share of camp fees (Popcorn/Camp card sales/fundraising) \$ \_\_\_\_\_

Family's share of camp fees (Required) \$ \_\_\_\_\_

Share of camp fees from unit (Required) \$ \_\_\_\_\_

Share of camp fee from Charter Partner or another source \$ \_\_\_\_\_

Amount requested from the Campership fund \$ \_\_\_\_\_

Certification: I hereby certify that to best of my knowledge, the reason given for this campership request is accurate. Two signatures are required – **Unit Leader** and **Committee Chairman or District Representative**.

Print name: \_\_\_\_\_ Signature: \_\_\_\_\_

Print name: \_\_\_\_\_ Signature: \_\_\_\_\_

### Office use only

Application approved for: \$ \_\_\_\_\_ Date: \_\_\_\_\_ Initials: \_\_\_\_\_

Application NOT approved. Date: \_\_\_\_\_ Initials: \_\_\_\_\_



# FOOD ALLERGY & RELIGIOUS DIETARY INFORMATION



The food service department is committed to insuring that your son has the best meals that we could provide. We understand that many children are allergic to foods that we use every day in our kitchen. Because we are committed to serving your child we are implementing a food allergy and religious dietary need information sheet. A Scout should always be reverent so we are also implementing this form for those Scouts that must follow dietary guidelines of their religion.

If your Scout has any allergies to food, please complete the form below. This form is very important to the food service department. We want everyone to have enough food. For the Scout to have adequate food, we need to know if there are any allergies we need to work around. It is also very important for us to know if the Scout has a severe allergy, so that we may ensure the Scout does not encounter that particular food. Please take the time to answer the few questions below. **Sign and return the form no later than May 1.** Mail the form to: Texas Trails Council, 3811 North 1st St., Abilene, TX 79603.

Name: \_\_\_\_\_ Troop/Pack # \_\_\_\_\_

Phone number(s) \_\_\_\_\_

Dates/Week attending camp: \_\_\_\_\_

Food Allergies:                    **YES**                    **NO**

What are they: \_\_\_\_\_

How severe is the allergy?                    **MODERATE**                    **STRONG**                    **SEVERE**

Any other information we need to know? \_\_\_\_\_

\_\_\_\_\_

Religious Needs:                    **YES**                    **NO**

What can we do to help? \_\_\_\_\_

\_\_\_\_\_

\_\_\_\_\_

Parent/Guardian Name

Parent/Guardian Signature

Please return this form **NO LATER** than May 1.

Forms given on Sunday of the week of camp will be accepted but provisions may not be available.

This form is required in advance so food can be purchased to assist the needs of the Scout.



# Over-The-Counter Medications Release

## Texas Trails Council, BSA



Name of Camper: \_\_\_\_\_ Age: \_\_\_\_\_ Date of Birth: \_\_\_\_\_

Troop Number: \_\_\_\_\_ Campsite: \_\_\_\_\_

The Health Lodge has the following medications available for campers. As the Parent or Legal Guardian, you can give permission for the Camp Health Officer to administer any of the following medications by placing your initials in the column next to the appropriate medication. **Please turn this form in with your Health form.**

Name of Medication	Initial of Parent or legal guardian
Alka-Seltzer	
Benadryl Allergy	
Cepacol	
Hydrocortisone Anti-Itch cream	
Ibuprofen, Regular Strength	
Mylanta	
Pepto-Bismol, Regular Strength	
Robitussin, Liquid	
Sudafed	
Tums Anti-acid	
Tylenol Cold	
Tylenol, Chewable	
Tylenol, Regular Strength	

**Note: The listed above items will be under lock and key at the Health Lodge.**

As Parent or Legal Guardian of the above-named camper, I **give permission** to the Camp Health Officer to administer **ONLY** the medications that I have initialed in the column next to the medication. I understand that if I have not initialed the item, the Camp Health Officer may not administer that medication.

Date: \_\_\_\_\_

\_\_\_\_\_  
Print Name of Parent or Legal Guardian

\_\_\_\_\_  
Signature of Parent or Legal Guardian

As Parent or Legal Guardian of the above-named camper, I **do NOT give permission** for the Camp Health Officer to administer any over-the-counter medications. If the camper needs one of the medications, Camp Health Officer will contact one of the Parents or Legal Guardians. Please give the Camp Health Officer the following information: Name of Parents or Legal Guardians: \_\_\_\_\_

Day Time Phone Numbers: \_\_\_\_\_

Night Time Phone Numbers: \_\_\_\_\_

Date: \_\_\_\_\_ Signature of Parent/Legal Guardian: \_\_\_\_\_





# Friday Night Family Dinner



This form is for guests only.

This form must be turned in by the Scoutmaster on the first day of camp check-in.

Scouts Name	# of Adult tickets	# of Youth tickets	Amount paid
1			
2			
3			
4			
5			
6			
7			
8			
9			
10			
11			
12			
13			
14			
15			
16			
17			
18			
<b>Totals</b>			

Total # of Adults \_\_\_\_\_ X \$9.00 = \$ \_\_\_\_\_

Total # of Youths \_\_\_\_\_ X \$6.00 = \$ \_\_\_\_\_ (10 – 2 years of age)

Total # of Free Youth \_\_\_\_\_ **FREE**      **Children under 2 years of age are free**

Total due \$ \_\_\_\_\_



# SWIM CLASSIFICATION POLICY

All persons participating in BSA aquatics are classified according to swimming ability. The classification test and test procedures have been developed and structured to demonstrate a skill level consistent with the circumstances in which the individual will be in the water. The *Swimmer's Test* demonstrates the minimum level of swimming ability for recreational and instructional activity in a confined body of water with a maximum 12-foot depth and with shallow water footing or a pool or pier edge always within 25 feet of the swimmer.

The various components of each test evaluate the several skills essential to the minimum level of swimming ability. Each step of the test is important and should be followed as listed below.





## **SWIMMER'S TEST:**

Jump feet first into the water over the head in depth, level off, and begin swimming. Swim 75 yards in a strong manner using one or more of the following strokes: side stroke, breast stroke, Trudgen, or crawl; then swim 25 yards using an easy resting back stroke. The 100 yards must be swum continuously and include at least one sharp turn. After completing the swim, rest by floating.

## **BEGINNER'S TEST:**

Jump feet first into the water over the head in depth, level off, swim 25 feet on the surface, stop, turn sharply, resume swimming as before, and return to starting place.

## **THE SWIMMER'S TEST MAY BE ADMINISTERED ONLY BY THE FOLLOWING:**

-  BSA AQUATICS INSTRUCTOR
-  BSA LIFEGUARD
-  AMERICAN RED CROSS WATER SAFETY INSTRUCTOR
-  AMERICAN RED CROSS OR YMCA CERTIFIED LIFEGUARD

**A PHOTOCOPY OF THE CREDENTIALS OF THE TESTER MUST ACCOMPANY THE UNIT SWIM CLASSIFICATION RECORD FORM, TO BE CONSIDERED VALID.**

**SPECIAL NOTE: WHEN SWIM TESTS ARE CONDUCTED AWAY FROM CAMP, THE AQUATICS DIRECTOR SHALL RESERVE THE AUTHORITY TO REVIEW OR RETEST ALL PARTICIPANTS TO ENSURE THAT STANDARDS HAVE BEEN MAINTAINED. THIS RECORD EXPIRES UPON DEPARTURE FROM THIS YEAR'S TEXAS TRAILS COUNCIL SUMMER CAMP.**



# UNIT SWIM CLASSIFICATION RECORD

This is the individual's swim classification as of this time. Any change in status after this date i.e. non-swimmer to beginner or beginner to swimmer, would require a reclassification test by the Camp Aquatics Director or his/her designee.

**SPECIAL NOTE: WHEN SWIM TESTS ARE CONDUCTED AWAY FROM CAMP OR THE POINT OF A ACTIVITY, THE AQUATIS DIRECTOR SHALL RESERVE THE AUTHORITY TO REVIEW OR RETEST ALL PARTICIPANTS TO ENSURE THAT STANDARDS HAVE BEEN MAINTAINED.**

Unit Number: \_\_\_\_\_

Date of Swim test: \_\_\_\_\_

**Please Print or Type all information on this form**

**TESTER WILL INITIAL IN THE APPROPRIATE CLASSIFICATIONS**

	NAME	Non-Swimmer	Beginner	Swimmer
1				
2				
3				
4				
5				
6				
7				
8				
9				
10				
11				
12				
13				
14				
15				
16				
17				
18				
19				
20				

\_\_\_\_\_  
Name of person conducting test (please print)

\_\_\_\_\_  
Signature

\_\_\_\_\_  
Unit Leader Name (please print)

\_\_\_\_\_  
Unit Leaders Signature

(Photocopies of this form are acceptable; however, it must be exactly as shown with the instructions appearing on one side and the names of participants on the reverse).

# Annual Health and Medical Record and Texas Department of Public Safety Sex Offender Database Search

The Boy Scouts of America requires each youth and adult attending a camp longer than 72 hours complete parts A, B, and C of the Boy Scout Health and Medical Record. Part C must be completed by a medical doctor. The forms can be found at the following link

[http://www.scouting.org/filestore/HealthSafety/pdf/680-001\\_ABC.pdf](http://www.scouting.org/filestore/HealthSafety/pdf/680-001_ABC.pdf). Please take the forms when you visit your doctor. The doctor's signature is required. Any youth or adult that comes to camp without a properly completed form will not be allowed to stay. We do not have a doctor qualified on staff to sign the form.

**This must be completed prior to attending camp.**

The State of Texas requires that each adult participant in camp must provide a Texas Department of Public Safety Sex Offender Database search when they arrive at camp. The search can be obtained at

<https://records.txdps.state.tx.us/SexOffender/index.aspx>.

Please bring a printed copy of the search that shows the adults first and last name, birthdate, County of residence and number of search results. The forms will be held in the camp office until your Troop checks out on Saturday.





## Parent Information for Scouts BSA Summer Camp



**Location** – Camp Billy Gibbons is located near Richland Springs, in San Saba County Texas.

**ALL VEHICLES MUST BE PARKED IN THE PARKING LOT AFTER UNLOADING SUPPLIES AT THE CAMPSITE – ONLY ONE VEHICLE AT THE CAMP SITE AT A TIME.**

**Medical Forms** – ALL Scouts and Leaders must have an annual physical form in order to take part in activities at camp. Forms may be downloaded from [www.scouting.org](http://www.scouting.org). Upon arrival at camp the Health officer will review the medical forms with each participant. The Troop or Family should maintain the original and only turn in a photocopy to the Health officer.

**Emergencies** – If an emergency arises and you need immediate contact with your son, call the camp office 325-243-5234. Someone is in the Camp office and/or the Health Lodge 24 hours a day.

**Health Lodge** – The camp operates a Health Lodge for first aid of minor injuries, not medical treatment. In the event of a severe injury, the parent would be contacted before the Scout would be transported to a local clinic or hospital. All accidents must be reported to the Health Lodge to ensure insurance coverage. The Health Lodge phone number is 325-243-5234.

**Visitors** – Visitors are welcome at Camp Billy Gibbons. Time, however is short while your son is at camp so visits should be kept at a minimum. **ALL VISITORS MUST CHECK-IN AT THE CAMP OFFICE BEFORE GOING TO A CAMPSITE. No pets are allowed in camp at any time.**

**Meals** – Occasionally, a visitor plans on being in camp over a mealtime. If arrangements are made one day in advance, the visitor may eat with the Troop. Please purchase a meal ticket from the trading post during normal hours. \$9.00 Adults (age 10+), \$6.00 children (age 2-9), (2 & under are free). Children under 2 years of age are free. All meal reservations must be made and paid for 24 hours in advance. Onsite meal purchases will be at the rates shown per meal per person.

**Leaving Camp** – Before a Scout or Leader leaves camp, we ask that you sign-out at the Administration Building. This will enable us to know the whereabouts of all persons in camp in case of an emergency. We have the right to request verification of anyone picking-up a Scout other than his legal guardian or parent.

**Uniforms** – Scouts and Leaders are requested to wear the Scout Uniform at retreat ceremonies, evening meals and Friday evening Order of the Arrow (OA) Campfire.

**Mail Service** – Mail deliveries and collections are made daily at the Administration Building at approximately 12:00 Noon. Incoming mail should have the following information.

(Scout's Name and Troop Number)  
Camp Billy Gibbons  
105 West Main Street  
Richland Springs, Texas 76871

For mail to reach your son, please mail it – no later than Wednesday of his week in camp. Please be sure to have your return address on all mail.

Further questions or clarifications please do not hesitate in contacting the Council Service Center at any time.



# WHAT TO BRING TO CAMP

Here is a SUGGESTED list.



## Clothing

Scout Uniform(s) with socks  
Daily change of underwear  
T-shirts  
Extra socks  
Shorts  
Jeans or long pants  
Pajamas  
Raincoat/poncho  
Casual shoes  
Hiking boots  
Handkerchiefs  
Shoes to get wet

## Personal Items

Toiletry kit  
Towels  
Wash cloth  
Insect repellent  
Comb/brush

## Bedding

Sleeping bag or blankets  
Pillow  
Cot

## Scout Gear

Canteen  
Flashlight with extra batteries  
Scout handbook  
Pen, pencil, pad  
Small knapsack/backpack  
Scout knife  
Equipment needed for Merit badges

## Optional Items

Bible  
Camera  
Clock  
Compass  
Musical instruments

\*\*Spending money for the Trading Post. Average is between \$40 and \$100 for the week.

**Most find it convenient to carry all these items in a trunk/footlocker with a combination lock**

**PLEASE DO NOT BRING VALUABLES TO CAMP**



# PROVISIONAL TROOP CAMPING



The Texas Trails Council and Camp Billy Gibbons will be offering a **"Provisional Troop"** for Scouts who are unable to participate at Summer Camp with their unit. If you are unable to attend summer camp the week your troop schedules to come to camp, this is your opportunity to do so.

If you are a registered Scouts BSA youth age 11 – 17, you can attend. The Texas Trails Council and Camp Billy Gibbons will provide Adult leadership for the week. As a provisional Scout, you choose your own Merit Badge classes (however you must have your Scoutmaster's approval). **The Provisional Camp will run June 16-22, 2019.**

A week at Camp Billy Gibbons will be a wonderful experience you will remember forever! Come join us for the 2019 Camping Season. Experience all that summer camp has to offer from; climbing and rappelling, shooting sports, Brady Creek fishing and other Summer Camp activities.

Camp fee is \$275.00

Payment in full is due by May 17th.

Once full payment is made you may turn-in your Merit Badge Class Sign-up form.

If you have any questions, please contact the Registrar, at 325-677-2688.

## Provisional Troop Registration Form

Week attending camp   JUNE 16-22, 2019  

Scout's Name \_\_\_\_\_

Address \_\_\_\_\_

City \_\_\_\_\_ State \_\_\_\_\_ Zip \_\_\_\_\_


Phone # \_\_\_\_\_ Troop \_\_\_\_\_

Email Address \_\_\_\_\_

Date of birth \_\_\_\_\_ Rank \_\_\_\_\_

Registration fee for Provisional camp \$275.00

Date \_\_\_\_\_ By \_\_\_\_\_ CK/CC \_\_\_\_\_



# **TEXAS TRAILS COUNCIL**

## **BOY SCOUTS OF AMERICA**

**Texas Trails Council**  
Boy Scout Service Center  
3811 N. 1<sup>st</sup> St.  
Abilene, Texas 79603  
(325) 677-2688  
[www.texas Trailsbsa.com](http://www.texas Trailsbsa.com)



## **CAMP BILLY GIBBONS**

13397 County Road 360  
RICHLAND SPRINGS, TEXAS 76871  
325-243-5234