


Klondike Derby

Camp Tonkawa
December 8-10, 2017



Boy Scouts
LEADER'S GUIDE

General Information

Klondike Location

This year the Klondike Derby will once again be held at Camp Tonkawa . All units should plan to arrive Friday evening.

Patrol Size

Each patrol competing must be made of between 4 and 8 Scouts.

Arrival / Check in Process

All units will arrive on Friday evening. As units arrive, you will unload your gear and move your vehicles to the parking lot.

Headquarters

The Klondike headquarters will be Mabee Training Center. If you or anyone in your group needs to leave camp for any reason please check in with HQ. During the weekend you may contact the Klondike staff by calling (number to be provided at check-in).

IF YOU NEED TO LEAVE CAMP FOR ANY REASON YOU MUST NOTIFY HQ OR ONE OF THE AREA HEADS WHO WILL THEN NOTIFY HQ.

Prohibited Items

The Klondike staff or Scout Camp reserves the right to confiscate any prohibited items or items felt to be unsafe from either campers or adults.

Prohibited Items are:

- Fireworks
- Firearms
- Alcohol
- Tobacco use or possession by under age individuals
- Ammunition
- Knives w/blades 3" or fixed
- Any other item determined to be unsafe

Buddy System

Please remind all Scouts that the Buddy System should be used at all times. Campers should never travel alone.

Cooking Fuels

Adult supervision must be provided when scouts are handling propane or white gas. Charcoal and wood may be used established fire rings only.

Lights Out

Quiet time in camp is from Taps (10:30 pm) until reveille (7:00 am). We ask that you respect this time for all, and have all Scouts remain in their sites during this time. Nearby campsites will appreciate the quiet as you surely will from them.

First Aid

Each unit should bring their own first aid kit. Any emergencies should be reported immediately either to one of the activity leaders or by calling the headquarters. Activity leaders will have a radio to contact HQ.

Patrol Equipment Required

The following is a listing of equipment that each patrol should have with them in their sled as they compete in each event.

- Patrol Flag
- Scout Handbook
- Pocket Knife
- Rain / Snow Gear
- 50 ft. Nylon Rope
- Totin' Chips
- Pencil or Pen
- First Aid Kit
- Small Tarp
- Map and Compass
- Flint & Steel or Hot Spark Kit
- Matches, Weatherproof
- Three 12 Foot Lengths of ¼" Hemp Rope
- Bow Saw & Axe
- Klondike Sled

Klondike Schedule

Subject to Change

<u>WHEN</u>	<u>WHO</u>	<u>WHAT</u>	<u>WHERE</u>
<u>Saturday, December 9, 2017</u>			
0800-1000	All	Registration	Mabee Training Center
0800-1000	Scouts	'Trail-In' Inspection	x
1000-1130	Scouts	Campsite Setup	x
1130-1230	All	Lunch	x
1230-1245	All	Opening Ceremony	x
1245-1250	SPL	SPL Meeting (Immediately following opening ceremony)	x
1300-1600	All	Saturday Events	x
1630-1830	All	Dinner / Campsite Inspections	x
1830	Scoutmaster / SPL / PL	Scoutmaster & Patrol Dessert Contest	x
1930-2100	All	Campfire	X
<u>Sunday, December 10, 2017</u>			
0700-0800	All	Breakfast	Unit's Campsite
0810-0830	All	Scouts Own	x
1100-1230	All	Troops break camp / depart	
1300	All	All units out of camp	

Klondike Events

- STATION I**
Location: Chilkoot Pass
Problem: A fallen tree has blocked the trail through Chilkoot Pass.
Solution: Using a map and compass, navigate through the woods to find the control points.
Scoring: Order of finish – penalties will be assessed for missed controls.
- STATION II**
Problem: The temperature is dropping. To survive you must build a campfire, but you need cut wood.
Solution: Patrol members must use a bow saw to cut a log into three (3) approximately sixteen inch (16”) lengths, and then use an axe to split each of the three (3) chunks in half to produce to six (6) pieces of firewood. Logs will be provided. Bow saw and axe should come from Patrol Sled.
Scoring: This is a timed event.
- STATION III:**
Location: Bonanza Creek – near an isolated timber forest many miles from any town.
Problem: With temperatures dropping fast, one of your team has fallen into a creek. You must quickly build a fire to warm him before hypothermia sets in.
Solution: Build a fire using materials you have on your sled. You will use either flint & steel or a hot spark kit to start fire. No liquid fuel or other accelerant, fire starter sticks or other such material, or paper may be used. “Char cloth” is OK. Rules may be adjusted on site depending on snow / weather conditions.
Scoring: Time taken to burn a string 18” high off the ground. Bonus pts: bring your hot spark or flint and steel kit.
- STATION IV:**
Location: Chilkat Glacier – a narrow pass over a treacherous glacier.
Problem: One of your team has broken his leg. You must assist him over the glacier.
Solution: Your team must lash together an A-frame from the material provided. A member of your team then mounts the frame while others “walk” him across the glacier.
Scoring: Based on time. (The A-Frame must hold together through the entire “walk”.)
- STATION V**
Problem: Your patrol is being stalked by a Polar Bear. To escape the Polar Bear, you must cross the river gorge. The weather is warm and the ice is thin.
Solution: Patrol members must tie a rope using a bowline knot around their waist before starting to cross the gorge. The patrol members must step through the center of each of the tires. Once the first patrol member reaches the end, the remaining patrol members must tie the safety rope around their waist before beginning the course. After the second patrol member has reached the ends of the course, the rope is coiled and thrown back to the remaining members of your patrol.
Scoring: This is a timed event. Three seconds will be added to your score each time a patrol member’s foot touches one of the tires. This is an 8-member patrol event. Patrols with less than 8 members will have scouts repeat.
- STATION VI**
Problem: Yukon Jack has challenged your patrol to a tomahawk throwing contest. Your reputations as skilled outdoorsmen are at stake
Solution: Make the high score.
Scoring: Points awarded based on accuracy. Tomahawk must stick in target.
- STATION VII**
Location: Finnegan’s Point
Problem: A fallen tree has blocked the trail at Finnegan’s Point.
Solution: Your patrol must tie a rope to a log using appropriate Boy Scout Knots (timber hitch and half hitch) and pull the log a predetermined distance – then remove and coil the rope.
Scoring: This is a timed event.

STATION VIII**TENT SET UP**

- Problem:** Caught in a blinding snowstorm, each patrol must work as a team to set up their tent (provided) as quickly as possible for immediate shelter.
- Solution:** Scouts must use teamwork and communication to get this done fast.
- Scoring:** This is a timed event.

STATION IX**FIRST AID**

- Location:** Lake Labarge
- Problem:** One of your patrol members has fallen into Lake Labarge. You have pulled him out of the water, but what do you do next?
- Solution:** Treat for hypothermia, and then answer a series of questions related to the prevention and treatment of cold weather injuries.
- Scoring:** This is a scored event.

Overall Klondike Derby Awards:

In order to satisfy popular demand, we are introducing awards for overall Klondike Derby winners this year. Points will be awarded for each of the ten (10) events above as follows:

1 st Place:	5 points
2 nd Place	4 points
3 rd Place	3 points
Completion*	2 points
Participation**	1 point

* Successful completion of the task(s) required at station, but not scoring in top three.

** Fully participated in event by making an honest effort, even if unable to successfully complete task despite best attempt.

The points for “completion” and “participation” are aimed at encouraging patrols to try to fully participate in the Klondike Derby by attempting to complete all stations. We have reduced the number of stations by one, and have made attempts to make things move more quickly at a couple of stations that had lines last year. This should make it easier for patrols to complete all of the remaining stations.

In case of any tie(s) in the overall scoring, points for scout spirit will determine the winner

Events Purely for Pride*

Dessert Contest*

Scoutmasters and Patrols invited to participate in a dessert contest at dinner time on Saturday. Dessert must be prepared in camp, not in advance. SPLs should sign up their patrols / SMs at the Saturday morning SPL meeting.

Scavenger Hunt*

Patrols will be provided with a copy of the scavenger hunt list at check-in Saturday morning. Commissioners will score your results when they do the campsite inspections at Dinner time.

"Trail-In" Inspection Sheet

Troop _____ Patrol _____

Inspection Category	Max Points	Points Awarded
1. Is the Patrol Flag Flying?	10	
2. xxxxxx	25	
3. Does the Patrol Leader have a WORKABLE COMPASS and can the patrol leader use it to ORIENT the Tonkawa MAP?	10	
4. Does the patrol have a patrol FIRST AID KIT or individual kits?	25	
5. Are all SHARP TOOLS safely sheathed?	10	
6. xxxx?	10	
7. Are all Scouts properly CLOTHED for weather	25	
8. Are all Scouts properly shoed	20	
9. Do all Scouts have raingear properly accessible?	20	
10. Are all packs neat, properly loaded and contents, including sleeping bag, protected from the weather?	10	
11. Are all pack loads proportional to the size and strength of the Scouts?	10	
12. Do all Scouts have MATCHES that are water proofed or in a water proof container?	10	
13. Is First Aid kit in a central location and visible?	15	
Maximum	200	

NOTE: Whole patrol must qualify or no score. No partial or pro-rated scores.

Patrol Leader: Resolve any disagreements with the inspection team head judge IMMEDIATELY. Your scores will not be changed later.

Campsite Inspection Sheet

Troop _____ Patrol _____

Inspection Category	Max Points	Points Awarded
1. Gateway	15	_____
2. Troop flag properly displayed	5	_____
3. U.S. flag properly displayed	5	_____
4. Duty roster posted	5	_____
5. Menus posted	5	_____
6. Klondike schedule posted	5	_____
7. Water for cooking / cleaning stored properly	5	_____
8. Shovel or fire bucket in site	10	_____
9. Chemical fuels properly stored and identified	5	_____
10. Food properly stored	10	_____
11. Cooking area clean and organized	5	_____
12. Cooking utensils clean and stored	5	_____
13. First Aid kit in a central location and visible	15	_____
14. Clothes lines and other lines marked for safety	5	_____
15. Tents properly pitched	5	_____
16. Tents at least 10 feet from roads	5	_____
17. Tents setup in patrol fashion	5	_____
18. Beds made or rolled	5	_____
19. Clothing / equipment neatly stored	5	_____
20. Garbage bag available and in use	5	_____
21. No litter in campsite	15	_____
22. Useful and creative camp gadgets present	25	_____
23. Overall impression of campsite	30	_____
Total Points	200	_____

Klondike Derby Map of Tonkawa

An updated map of Camp Tonkawa, with all of the stations for this year's Klondike Derby, is being prepared and will be sent to you after you register. Small maps of the Grand Klondike Sled Race route for your patrols are on the next page.

Klondike Evaluation

Please have Senior Patrol Leader, Assistant Senior Patrol Leader, and Scoutmaster fill out and return at check out. Each evaluation will be read and considered in the planning of future Klondikes. (Keep in mind that we had nothing to do with the weather, good or bad. Comments concerning weather will not help us improve our programs.)

Troop Number: _____ (Optional)

1. What did you like best about the Klondike and why?
2. What did you like least and why?
3. What could have been done differently to improve this Klondike?
4. Were the events able to include all of your scouts? If not, which events presented problems and what were they?
5. How were the evening programs? Content okay? Too Long? Too Short?
6. Did you feel that the staff was knowledgeable and organized? Need to improve? How?
7. Did the information packet include all of the information you needed? If not, what should have been included?

Comments:

We are always looking for willing volunteers to help out on Klondike staff. If anyone in your unit (youth or adult) is interested in staffing future Klondikes, please write their name and a way to contact them below.

Materials List

FOR THE RUNNER ASSEMBLIES

RUNNERS	hardwood $\frac{1}{2}$ "-thick x $3\frac{1}{2}$ "-wide x 89"-long	2
RUNNER BLOCKS	hardwood $1\frac{1}{2}$ " x $3\frac{1}{2}$ " x $3\frac{1}{2}$ "	8

FOR THE FLOOR

FLOOR BOARDS	softwood $\frac{3}{4}$ " x $3\frac{1}{4}$ " x 73"	5
MAIN FLOOR SUPPORTS	softwood $\frac{3}{4}$ " x $3\frac{1}{2}$ " x 18"	4
FRONT FLOOR SUPPORT	softwood $\frac{3}{4}$ " x $3\frac{1}{2}$ " x $19\frac{1}{2}$ "*	1

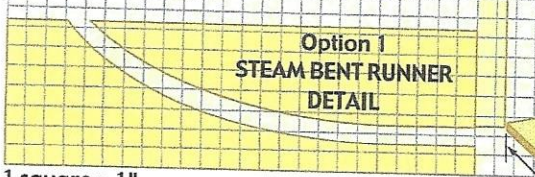
FOR THE RAIL ASSEMBLY

SLOPED TOP RAILS	softwood $\frac{3}{4}$ " x $3\frac{1}{2}$ " x 82"	2
RAIL HANDLE	softwood $\frac{3}{4}$ " x $3\frac{1}{2}$ " x $19\frac{1}{2}$ "	1
FRONT RAIL UPRIGHT	softwood $\frac{3}{4}$ " x $3\frac{1}{2}$ " x 14"	2
SHORT MIDDLE UPRIGHT	softwood $\frac{3}{4}$ " x $3\frac{1}{2}$ " x 22"	2
LONG MIDDLE UPRIGHT	softwood $\frac{3}{4}$ " x $3\frac{1}{2}$ " x 31"	2
BACK RAIL UPRIGHT	softwood $\frac{3}{4}$ " x $3\frac{1}{2}$ " x 40"	2

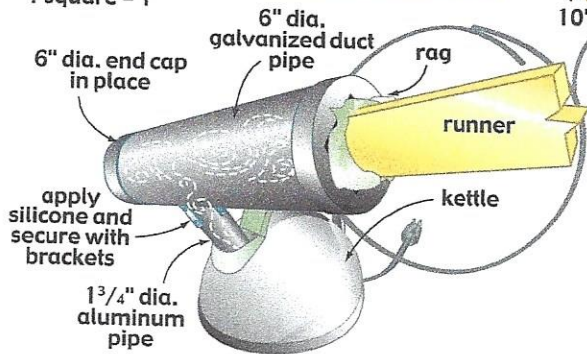
*Trim front edge to fit curve of your runners, about 35 degrees.

Example of Klondike Sled

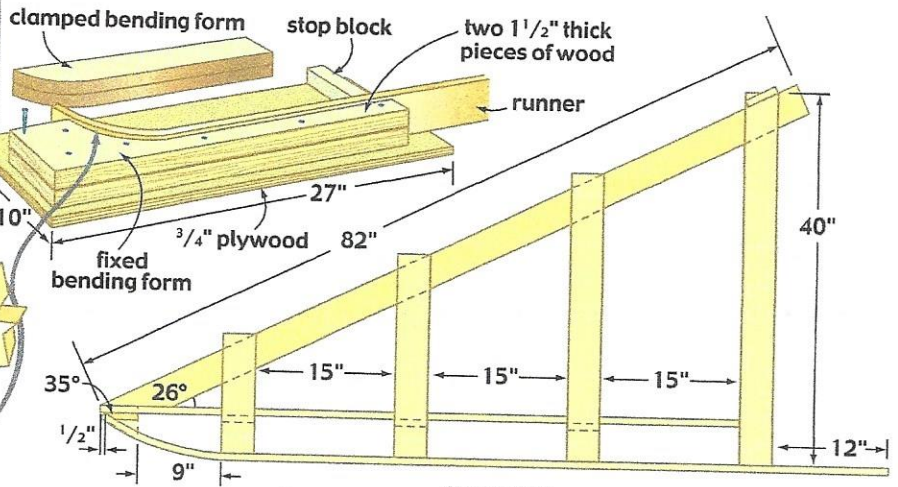
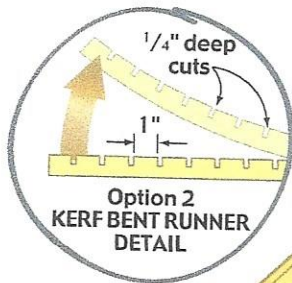
RUNNER TIP DETAIL



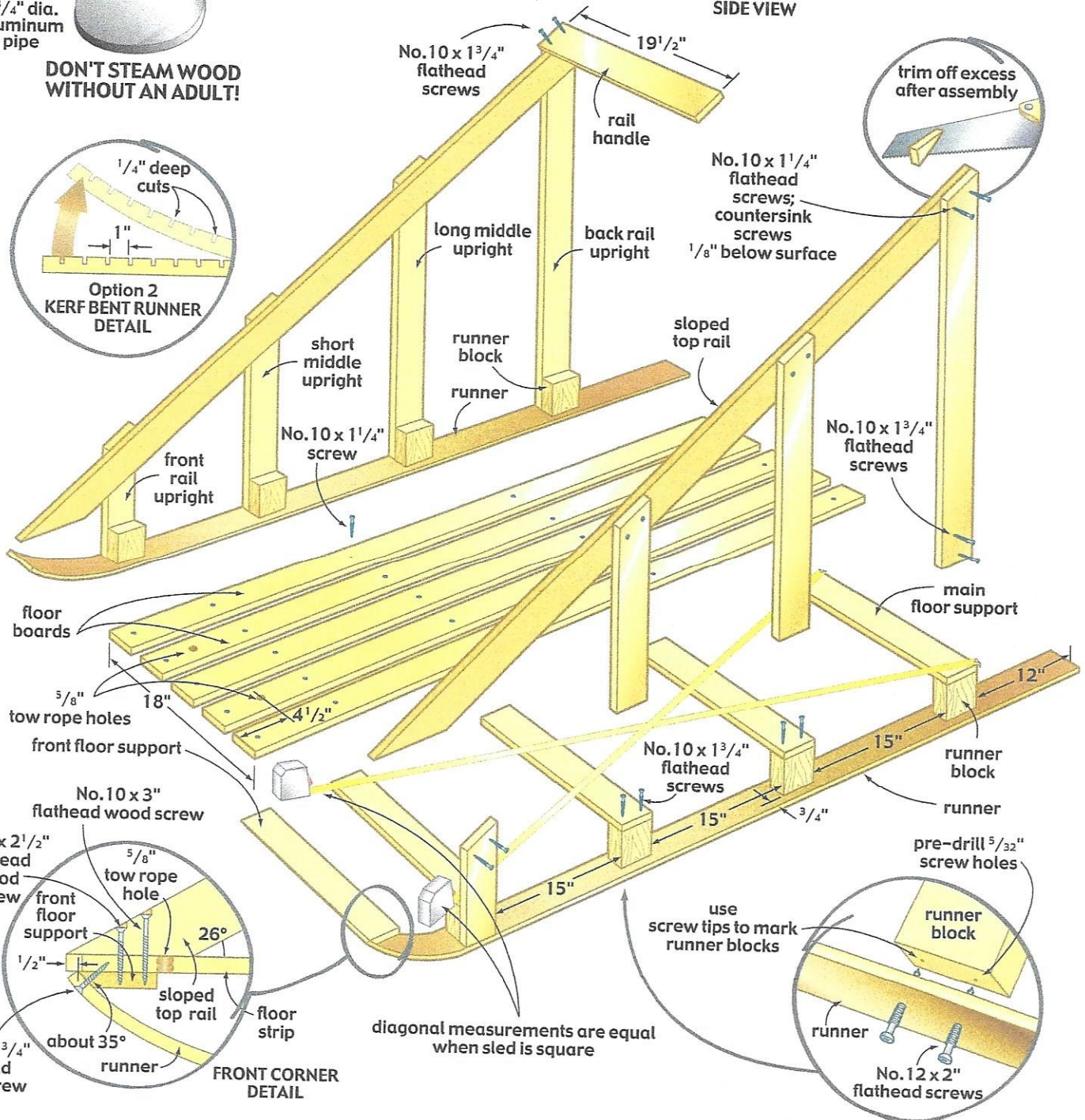
1 square = 1"



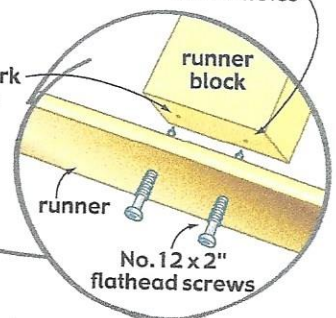
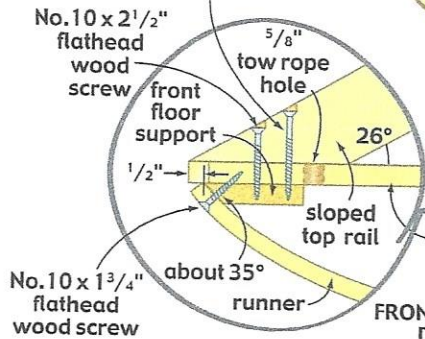
DON'T STEAM WOOD WITHOUT AN ADULT!



SIDE VIEW



FRONT CORNER DETAIL



KLONDIKE DERBY

Klondike Derby Registration Form

Camp Tonkawa – December 8-10, 2017

\$10 Registration Boy Scouts. \$5 Registration Adult Leaders. **Registration Ends December 1st.**

Patches are on a first come first serve basis for the first 100 people

Klondike Patrol minimum of 6 max of 10

Troop # _____ Phone #: _____ Troop Event Leader: _____

Scouts Name (Klondike Patrol):

Adults:

Total Scouts: _____

Total Adults: _____

Total Cost _____

Questions Contact Hollie Taylor at family4scouting@gmail.com